



CHURCHILL®



2023

Alchemy | Churchill | Art de Cuisine

To find out more about our latest collections:

CONTACT US

Tel: +44 (0) 1782 577566
Email: info@churchill1795.com
Website: www.churchill1795.com

To order samples please contact:
uk.samples@churchill1795.com

f churchill1795
@churchill1795
@churchill_1795

STOKE SHOWROOM*

No.1 Marlborough Way, Tunstall,
Stoke-on-Trent, ST6 5NZ, England
To arrange a visit to our Stoke Showroom
Please Call: +44 (0) 1782 577566

LONDON SHOWROOM*

Business Design Centre,
Suite 102, 52 Upper Street
Islington, London, N1 0QH, England
To arrange a visit to our London Showroom
Please Call: +44 (0) 1782 524505

BERLIN SHOWROOM*

Rankestraße 8, 10789
Berlin, Germany
To arrange a visit to our Berlin Showroom
Please Call: +49 (0) 30 33 91 11 10

MADRID SHOWROOM*

Princesa Street No 2, 7th Floor,
Doors 4 & 5, Madrid 28008, Spain
To arrange a visit to our Madrid Showroom
Please Call: +34 (0) 910 004 929

*All Showrooms open by appointment only.

CONTENTS

INTRODUCTION

INTRODUCTION	4 - 5
PERFORMANCE DELIVERED	6 - 11
WHAT'S NEW	12 - 13

ALCHEMY

INTRODUCTION	14 - 15
AMBIENCE	20 - 23
ABSTRACT	NEW 16 - 17
ABSTRACT FEATURE PIECES	NEW 18 - 19
BALANCE	28 - 29
BANDS	42 - 45
ENERGY	32 - 33
JARDIN	40 - 41
MOONSTONE	30 - 31
PLATE TOWERS	36 - 37
SEQUEL	34 - 35
SIGNATURE TILES & WOODEN BOARDS	38 - 39
WHITE	24 - 27
BUFFET CERAMIC SERVINGWARE	46 - 51
COOK & SERVE	54 - 55
COUNTERWAVE	52 - 53

BUFFET

INTRODUCTION	320 - 321
CERAMIC BUFFET TRAYS	322 - 323
MELAMINE	324 - 331
WOOD	332 - 341
POLYCARBONATE COVERS	326 - 327

CHURCHILL SUPER VITRIFIED

INTRODUCTION	56 - 57
BAMBOO	228 - 239
BIT ON THE SIDE	270 - 273
BUCKINGHAM	264 - 265
CHEFS' PLATES	246 - 247
CLASSIC	256 - 257
COOKWARE	274 - 275
COUNTER SERVE	276 - 277
COUNTER SERVE HINTS	278 - 279
EMERGE	210 - 213
EVOLVE	244 - 245
EQUATION	254 - 255
ISLA	ADDITIONS 216 - 227
LOTUS	252 - 253
MEDITERRANEAN	254 - 255

In the printing of this brochure every effort has been made to ensure perfect reproduction of our products, but due to printing limitations, they may not be an exact match to the actual product.

CHURCHILL SUPER VITRIFIED (CONTINUED)

NOVA	258 - 259
NOURISH	ADDITIONS 266 - 269
ORB	250 - 251
ORBIT	250 - 251
PROFILE	240 - 243
RETRO BLUE	208 - 209
SNACK ATTACK	280 - 281
STONECAST	ADDITIONS 62 - 99
STONECAST ACCENTS	COLOUR 104 - 109
STONECAST AQUEOUS	124 - 129
STONECAST HINTS	100 - 103
STONECAST NOURISH	NEW 144 - 145
STONECAST PATINA	ADDITIONS 130 - 143
STONECAST PLUME	ADDITIONS 120 - 123
STONECAST RAW	COLOUR 110 - 119
STUDIO PRINTS HAZE	148 - 149
STUDIO PRINTS KINTSUGI	ADDITIONS 152 - 157
STUDIO PRINTS KINTSUGI ACCENTS	NEW 150 - 151
STUDIO PRINTS AGANO	200 - 201
STUDIO PRINTS HOMESPUN	194 - 199
STUDIO PRINTS HOMESPUN ACCENTS	COLOUR 190 - 193
STUDIO PRINTS MINERAL	188 - 189
STUDIO PRINTS RAKU	ADDITIONS 158 - 173
STUDIO PRINTS RAKU DUO	174 - 177
STUDIO PRINTS STONE	178 - 187
TRACE	244 - 245
VELLUM	214 - 215
VINTAGE PRINTS	204 - 207
VINTAGE PRINTS MED TILES	202 - 203
VOYAGER	280 - 281
WHITE	260 - 263
X SQUARED	248 - 249
X SQUARED+	248 - 249

CHURCHILL SUPER VITRIFIED BEVERAGE

BAMBOO	236 - 237
CAFÉ	288 - 289
CAFÉ NOVA	288 - 289
COMPACT	290 - 291
ISLA	224 - 225
LATTE	288 - 289
MONOCHROME	282 - 285
PROFILE	242 - 243
STONECAST	62 - 99
STONECAST PATINA	130 - 143
STUDIO PRINTS HOMESPUN	196 - 199
STUDIO PRINTS RAKU	ADDITIONS 160 - 161
ULTIMO	286 - 287
VINTAGE PRINTS	206 - 207
WHITE HOLLOWARE	292 - 295

ART DE CUISINE

INTRODUCTION	296 - 297
FUTURE CARE	308 - 311
IGNEOUS	316 - 319
MENU PORCELAIN	304 - 307
MENU SHADES BEVERAGE	302 - 303
MENU SHADES CALDERA	298 - 301
RUSTICS SIMMER	314 - 315
RUSTICS SNUG MUGS	312 - 313

COMPLEMENTARY RANGES

MELAMINE	324 - 331
WOOD	332 - 341
BAMBOO GLASS TABLEWARE	238 - 239
ISLA GLASS TABLEWARE	226 - 227

CHURCHILL CUTLERY

INTRODUCTION	342 - 343
AGANO	344 - 345
BAMBOO	360 - 361
COOPER	362 - 363
EVOLVE	350 - 351
ISLA	356 - 357
PROFILE	354 - 355
RAKU	352 - 353
STONECAST	348 - 349
TANNER	358 - 359
TRACE	346 - 347

OUR ENVIRONMENT 364 - 365

FEATURES & BENEFITS INDEX 366 - 369

BADGING 370

Over 225 years of... INNOVATION, PASSION & EXPERTISE

🇬🇧 Within the hospitality sector, the choice of tableware must meet the highest standards for presentation, practicality and performance. Over 225 years of innovation, passion and expertise make Churchill the natural partner for providing tabletop solutions.

🇪🇸 Dentro del sector hostelero, la vajilla debe alcanzar los estándares más elevados de presentación, practicidad y durabilidad. Con más de 225 años de innovación, pasión y experiencia, Churchill resulta la elección natural para todas sus necesidades de vajilla.

🇩🇪 Innerhalb des Gastgewerbes muss die Auswahl des Geschirrs den höchsten Ansprüchen an Präsentation, Praktikabilität und Leistung genügen. Über 225 Jahre Innovation, Passion und Know-how machen Churchill zum natürlichen Partner für den Tabletop.

🇮🇹 Nel settore dell'hospitality, la scelta delle stoviglie per la tavola deve rispettare gli standard più alti di presentazione, praticità e performance. Oltre 225 anni di innovazione, passione e competenza hanno reso Churchill la scelta naturale per trovare soluzioni per la tavola.

🇫🇷 Dans le secteur d'hospitalité, le choix de vaisselle doit se conformer aux critères de qualité pour présentation, fonctionnalité et performance. Avec plus de 225 ans d'innovation, passion et expertise Churchill font le partenaire naturel pour tous les solutions de vaisselle.

Our Brands...



ALCHEMY®
Performance Fine China

Passionate about food page 14



A premium tableware collection, Alchemy Performance Fine China is designed for elevated and refined food presentation. Manufactured in the UK, Alchemy offers the perfect balance of design and performance. The unique Alchemy formula creates one of the strongest ceramics in the world*, with the optimum level of added alumina and the highest quality fine china clay. Alchemy is a sophisticated collection that is designed to perform.

* Based on MOR



CHURCHILL®
super vitriified

Engineered for performance page 56



The Churchill Super Vitriified body is one of the strongest in the world, delivering presentation that lasts. A comprehensive collection of ranges from classic white to contemporary glaze effects in a variety of shapes. The Churchill Super Vitriified collection offers solutions for fast moving, professional back of house environments.



ART de CUISINE®
By CHURCHILL

Fashion for food page 297



Delivering style without compromise, the full and varied Art de Cuisine range is designed for the demanding hospitality environment. A blend of classic and contemporary shapes in white and coloured finishes enhance food presentation. The extensive range in vitrified porcelain and vitrified stoneware delivers individuality and value to professional caterers.



CHURCHILL
CUTLERY

Enhancing the dining experience page 342



Exclusively designed in-house, Churchill cutlery has been specifically created for the hospitality environment. Manufactured in high quality 18/10 stainless steel with a premium polished finish, Churchill cutlery meets the highest standards in performance.

Fully stocked in the UK, with all the benefits of the Churchill continuity and service promise. Offered in a variety of designs to enhance the dining experience and complement the Churchill ceramics portfolio.

PERFORMANCE DELIVERED

8 REASONS WHY A CHURCHILL PLATE IS MORE THAN JUST A PLATE



WE BLEND CENTURIES OF EXPERIENCE WITH CUTTING EDGE TECHNOLOGY AND DESIGN INNOVATION TO PRODUCE ONE OF THE STRONGEST CERAMIC BODIES IN THE WORLD. *

* Based on MOR

01 PERFORMANCE MATERIALS

02 ENGINEERED SHAPE & FORM

03 VITRIFICATION & FIRING

04 GLAZING

05 QUALITY & CONFORMANCE

06 DESIGN INNOVATION

07 SERVICE & STOCK

08 HISTORY & HERITAGE



PERFORMANCE MATERIALS

Our unique clay recipe is essential in creating a strong and durable product for the hospitality industry. Our raw materials are selected to deliver the optimum balance of strength and whiteness.



ENGINEERED SHAPE & FORM

Every piece of Churchill's ceramic is designed with performance in mind. Through expert shape engineering, we reinforce strength and durability while continual investment in technology guarantees functionality and consistent quality.



VITRIFICATION & FIRING

100% of Churchill's ceramics are vitrified which is essential to the hospitality industry. Through the process of vitrification, the particle structure of our ceramic body becomes strong, dense and watertight.



GLAZING

Our glaze is hard wearing and designed specifically for the hospitality environment. The durability is a combination of the glaze recipe, the firing temperature and substrate. Our Eco Glaze is specially formulated to be re-usable, minimising our impact on the environment.



QUALITY & CONFORMANCE

Churchill ceramics are continuously tested and quality checked, from the stage of raw materials, throughout the manufacturing process to the final fired piece.



DESIGN INNOVATION

Churchill are experts in ceramic design and at the forefront of innovation. Our entire product portfolio is designed in the UK by our experienced and talented design team. We work with chefs from around the world ensuring we understand the needs of our customers.



SERVICE & STOCK

At Churchill we are dedicated to reliability, ensuring our product is in stock and delivered on time. We pride ourselves on our stock levels and ability to deliver on time, all around the world.



HISTORY & HERITAGE

Established in 1795, Churchill have been manufacturing ceramics in Stoke on Trent, England for 225 years.



Churchill's UK manufactured tableware is precisely engineered to perform to the demands of the hospitality environment. Every step in the process is practised and refined. From the sourcing of raw materials and unique formulation of the clay body, to shape engineering and numerous quality checks ensuring that Churchill products work as hard as you do.



Fabricada en el Reino Unido, la vajilla de Churchill está diseñada con precisión para cumplir con las demandas del entorno de la hostelería. Cada paso del proceso se prueba y se refina. Desde la recepción de las materias primas y la formulación única del cuerpo cerámico, hasta la ingeniería de la forma y los numerosos controles de calidad para garantizar que los productos Churchill trabajen tan duro como usted. Los mejores chefs de la industria eligen a Churchill por encima de otras marcas debido al rendimiento, la experiencia y el diseño de nuestras cerámicas que agregan valor a sus operaciones hosteleras.



Das in Großbritannien hergestellte Geschirr von Churchill ist genau auf die Anforderungen des Gastgewerbes abgestimmt. Jeder Arbeitsschritt wird praktiziert und verfeinert. Wir stellen sicher, dass von der Rohstoffbeschaffung über die einzigartige Rezeptur des Tonmaterials bis hin zur Formgestaltung und den zahlreichen Qualitätskontrollen unsere Churchill-Produkte mit Ihrer harten Arbeit mithalten können. Die Spitzenköche der Branche bevorzugen Churchill gegenüber anderen Marken aufgrund der Leistung, des Know-hows und des Designs unserer Keramiken, da diese die Qualität ihres Gastgewerbes erhöhen.



Prodotti nel Regno Unito, le stoviglie di Churchill sono accuratamente progettate per soddisfare le esigenze delle strutture ricettive. Ogni fase del processo viene sperimentata e perfezionata. Dall'approvvigionamento delle materie prime e dalla formula esclusiva dell'argilla alla progettazione delle forme e ai numerosi controlli qualità, per garantire che i prodotti Churchill lavorino duramente, proprio come te. I migliori chef preferiscono Churchill agli altri marchi, grazie alle prestazioni, alla competenza ed al design della nostra ceramica, tutte cose che aggiungono valore alle loro attività di accoglienza.



Fabriqué au Royaume-Uni, la vaisselle Churchill est conçue précisément pour répondre aux exigences du milieu hôtelier. Nous mélangeons une expérience acquise au fil de centaines d'années à une technologie de pointe et au design. Des contrôles de qualité garantissent que les 70 000 pièces que nous fabriquons chaque jour soient les meilleurs produits sur le marché. Nos produits travaillent aussi durement que vous.

01 MATERIALES

02 DISEÑO E INGENIERÍA

03 VITRIFICADO Y COCCIÓN

04 ESMALTE



MATERIALES

Nuestra receta única de arcilla es esencial para crear un producto fuerte y resistente para la industria hostelera. Nuestras materias primas se seleccionan para ofrecer el equilibrio óptimo de resistencia y blancura.



ESMALTE

Nuestro esmalte es resistente y está diseñado específicamente para el entorno hostelero. La durabilidad es una combinación de la receta de esmalte, la temperatura de cocción y el sustrato. Nuestro Esmalte Eco está especialmente formulado para ser reutilizable, minimizando nuestro impacto en el medio ambiente.



SERVICIO Y ESTOCAJE

En Churchill estamos dedicados a la confiabilidad, asegurando que nuestro producto esté en stock y entregado a tiempo. Nos enorgullecemos de nuestros niveles de estocaje y de nuestra capacidad de entregar a tiempo, en todo el mundo.

05 CALIDAD Y CUMPLIMIENTOS

06 DISEÑO DE INNOVACIÓN

07 SERVICIO Y ESTOCAJE

08 HISTORIA Y HERENCIA



DISEÑO E INGENIERÍA

Cada pieza de cerámica de Churchill está diseñada con rendimiento en mente. A través del diseño y la ingeniería, reforzamos la resistencia y durabilidad, mientras que la inversión continua en tecnología garantiza la funcionalidad y la calidad constante.



CALIDAD Y CUMPLIMIENTOS

La cerámica de Churchill se revisa continuamente para verificar la calidad, desde la etapa de las materias primas, durante todo el proceso de fabricación hasta la pieza final.



HISTORIA Y HERENCIA

Establecida en 1795, Churchill ha estado fabricando cerámica en Stoke on Trent, Inglaterra durante 225 años.



VITRIFICADO Y COCCIÓN

El 100% de la cerámica de Churchill está vitrificada, lo cual es esencial para la industria hostelera. A través del proceso de vitrificación, la estructura de partículas de nuestro cuerpo cerámico se vuelve fuerte, densa e impermeable.



DISEÑO DE INNOVACIÓN

Churchill son expertos en diseño cerámico y están a la vanguardia de la innovación. Nuestra gama de productos está diseñada en el Reino Unido por nuestro talentoso equipo de diseño. Trabajamos con chefs a nivel global para garantizar que comprendamos las necesidades de nuestros clientes.



MATERIALE AD ALTE PRESTAZIONI

La formula esclusiva della nostra argilla è essenziale per creare un prodotto resistente e durevole per il settore alberghiero. Selezioniamo le nostre materie prime per garantire un equilibrio ottimale tra resistenza e bianchezza.



SMALTATURA

Il nostro smalto è resistente e appositamente studiato per le strutture ricettive. La durata nasce da una combinazione tra formula dello smalto, temperatura di cottura e substrato. Il nostro smalto Eco Glaze è appositamente formulato per essere riutilizzabile, riducendo al minimo l'impatto ambientale.



SERVIZIO E SCORTE

In Churchill ci impegniamo per essere sempre piu' affidabili, garantendo la disponibilità dei prodotti a magazzino e la puntualità delle consegne. Ci vantiamo dei nostri livelli di scorte e della nostra capacità di effettuare consegne puntuali in ogni parte del mondo.

05 QUALITÀ E CONFORMITÀ

06 INNOVAZIONE NEL DESIGN

07 SERVIZIO E SCORTE

08 STORIA ED EREDITÀ



FORMA E STRUTTURA PROGETTATE

Ogni pezzo di ceramica Churchill è progettato per fornire le massime prestazioni. Grazie ad una esperta progettazione della forma, aumentiamo la resistenza e la durata, mentre il continuo investimento in tecnologia garantisce funzionalità e qualità costante.



QUALITÀ E CONFORMITÀ

La ceramica Churchill viene costantemente sottoposta a test e controlli di qualità, dalle materie prime iniziali, durante l'intero processo di produzione, fino al pezzo cotto finale.



STORIA ED EREDITÀ

Fondata nel 1795, Churchill produce ceramica a Stoke on Trent, Inghilterra, da 225 anni.



VETRIFICAZIONE E COTTURA

Il 100% delle ceramica Churchill è vitrificato, cosa essenziale per il settore alberghiero. Il processo di vitrificazione conferisce alle particelle costitutive della nostra ceramica proprietà di resistenza, densità e impermeabilità



INNOVAZIONE NEL DESIGN

Noi di Churchill siamo esperti nella progettazione della ceramica e all'avanguardia nell'innovazione. Tutta la nostra gamma prodotti è progettata nel Regno Unito dal nostro team di disegnatori di grande esperienza e talento. Collaboriamo con gli chef di tutto il mondo per essere sicuri di comprendere le esigenze dei nostri clienti.

01 MATERIAUX DE POINTE

02 CONCEPTION ET DESIGN

03 VITRIFICATION ET CUISSON

04 ÉMAILLAGE



MATÉRIAUX DE POINTE

Notre pâte unique est indispensable pour la création d'une assiette blanche, robuste et résistante. Les contrôles permanents menés sur nos matières premières garantissent la conformité, la fiabilité et la performance de nos produits.



ÉMAILLAGE

Notre émailage est résistant à l'usure et conçu spécifiquement pour le secteur hôtelier. Le secret de la longévité est l'alliance de la recette d'émailage, la température de cuisson et le support utilisé. Notre émailage écologique est conçu spécifiquement pour être réutilisé, minimisant ainsi les incidences sur notre environnement.



DISPONIBILITÉ PRODUITS

Nous nous engageons à assurer la fiabilité en veillant à ce que les commandes soient livrées intégralement et à temps. Nous sommes fiers de nos approvisionnements et de notre aptitude de livrer à temps, partout dans le monde.

05 QUALITÉ ET CONFORMITÉ

06 INNOVATION ET DESIGN

07 DISPONIBILITÉ PRODUITS

08 HISTOIRE ET PATRIMOINE



CONCEPTION ET DESIGN

Chaque produit céramique de la gamme Churchill est conçu pour être performant. Grâce au design et à l'ingénierie, nous renforçons la résistance et la longévité. Nous investissons en permanence dans la technologie ce qui garantit la fonctionnalité et la qualité supérieure de nos produits.



QUALITÉ ET CONFORMITÉ

Nous savons que nos produits sont performants parce que nous contrôlons au quotidien la vitrification, la résistance aux ébréchures, la résistance aux détergents industriels, l'étanchéité, la sécurité alimentaire et la régularité des tailles et des formes.



HISTOIRE ET PATRIMOINE

Nous fabriquons des produits céramiques depuis 1795 à Stoke-on-Trent en Angleterre c'est à dire depuis plus de 225 ans.



VITRIFICATION ET CUISSON

La vitrification est un point clé pour la céramique dans le secteur de la restauration. Les produits de la gamme Churchill sont vitrifiés à 100 %. La réduction d'air entre les particules donne une structure robuste, hermétique, hydrofuge et apte à la nourriture.



INNOVATION ET DESIGN

Churchill investit constamment dans la recherche et le développement, nous sommes experts en céramique et est aux avants postes en terme d'innovation. Toute notre gamme de produits est conçue au Royaume-Uni par une équipe expérimentée et talentueuse. Nous travaillons avec des chefs internationaux pour comprendre les besoins de nos clients.

01 HOCHLEISTUNGSWERKSTOFFE

02 FORM UND GESTALTUNG

03 VERGLASEN & BRENNEN

04 GLASUR



HOCHLEISTUNGSWERKSTOFFE

Unser einzigartiges Tonrezept ist für die Herstellung robuster und strapazierfähiger Gastronomie-Produkte unerlässlich. Unsere Rohmaterialien werden sorgfältig ausgewählt, damit wir Ihnen die bestmögliche Kombination von Robustheit und Weiße bieten können.



GLASUR

Unsere Glasur ist verschleißfest und speziell für den Gebrauch in der Gastronomie entwickelt. Die Widerstandsfähigkeit ist eine Kombination unseres Glasurrezepts, Brenntemperatur und Substrat. Unsere Öko-Glasur ist speziell formuliert und daher wiederverwendbar, wodurch unsere Auswirkungen auf die Umwelt minimiert werden.



SERVICE & LAGERBESTAND

Wir bei Churchill setzen auf Zuverlässigkeit und stellen sicher, dass unsere Produkte vorrätig sind und pünktlich geliefert werden. Wir sind stolz auf unseren Lagerbestand und unsere Fähigkeit, pünktlich zu liefern und das überall auf der Welt.

05 QUALITÄT UND KONFORMITÄT

06 INNOVATIVES DESIGN

07 SERVICE & LAGERBESTAND

08 GESCHICHTE & TRADITION



FORM UND GESTALTUNG

Bei der Entwicklung jedes Churchill-Keramik-Artikels steht die Leistung im Vordergrund. Durch fachkundige Formgestaltung stärken wir die Robustheit und Haltbarkeit und wir investieren laufend in unsere Technologie, um Ihnen Funktionalität und gleichbleibende Qualität zu gewährleisten.



QUALITÄT UND KONFORMITÄT

Churchill Keramik wird kontinuierlich getestet und auf Qualität geprüft, von den Rohmaterialien, über den gesamten Herstellungsprozess bis hin zum fertig gebrannten Keramikartikel.



GESCHICHTE & TRADITION

Das Unternehmen Churchill wurde 1795 gegründet und stellt seit 225 Jahren in England, in Stoke on Trent, Keramik her.



VERGLASEN & BRENNEN


Churchill Keramik ist zu 100 % verglast. Wir wissen, dass dies in der Gastronomie unerlässlich ist. Der Verglasungsprozess macht die Partikelstruktur unserer Keramik robuster, dichter und wasserundurchlässig.





INNOVATIVES DESIGN


Hier bei Churchill sind wir Experten im Keramikdesign und stehen an der Spitze in Bezug auf Innovation. Unser komplettes Produktportfolio wird von unserem talentierten und erfahrenen Designteam vollständig hier im Vereinigten Königreich entworfen. Wir arbeiten mit Küchenchefs aus der ganzen Welt zusammen, um die Anforderungen unserer Kunden besser zu verstehen.


—what's— NEW

 Churchill are experts in ceramic design and at the forefront of innovation, bringing colour, texture and shape to the hospitality tabletop with several new product launches every year. We understand the importance of innovation, investing in detailed market research, material development and the latest technologies to deliver a continuous pipeline of new tableware. Our entire product portfolio is designed in the UK by our experienced and talented design team, and engineered to deliver strength and performance in the busiest of hospitality environments.

 Churchill son expertos en diseño cerámico y están a la vanguardia de la innovación, aportando color, textura y forma a la mesa con varios lanzamientos de productos nuevos cada año. Entendemos la importancia de la innovación, invirtiendo en una investigación detallada del mercado, desarrollo de materiales y las últimas tecnologías para ofrecer una línea continua de nuevos productos para el sector hostelero. Todo nuestro portafolio de productos están diseñados en el Reino Unido por nuestro experimentado y talentoso equipo de diseño, y está diseñado para ofrecer resistencia y rendimiento en los entornos hoteleros más concurridos.


 Churchill ist Experte für das Geschirr-Design und steht an der Spitze der Innovation. Jedes Jahr werden mehrmals neue Produkte auf den Markt gebracht, die Farbe, Textur und Form auf den Tisch des Gastgewerbes bringen. Wir sind uns der Bedeutung von Innovationen bewusst und investieren in detaillierte Marktforschung, Materialentwicklung und die neuesten Technologien, um kontinuierlich neues Geschirr zu entwickeln. Unser gesamtes Produktportfolio wird in Großbritannien von unserem erfahrenen und talentierten Designteam entwickelt und so konstruiert, dass es auch in den anspruchsvollsten Umgebungen des Gastgewerbes robust und leistungsfähig ist.

 Churchill è esperta nel design della ceramica ed all'avanguardia nell'innovazione apportando colore, consistenza e forma alla tavola della ristorazione con diversi lanci di nuovi prodotti ogni anno. Comprendiamo l'importanza dell'innovazione, degli investimenti in approfondite ricerche di mercato, nello sviluppo dei materiali e nelle ultime tecnologie per garantire la continuità di nuovi articoli per la tavola. Il nostro intero assortimento è progettato nel Regno Unito dal nostro valido ed esperto team di progettazione e realizzato per garantire resistenza e prestazioni negli ambienti più impegnativi della ristorazione.

 Churchill est expert en design céramique et à la pointe de l'innovation. Les lancements de produits chaque année présentent des assiettes aux nouvelles couleurs, textures et formes. Nous avons à coeur de garder en tête la notion d'innovation en investissant dans des études de marché détaillées, dans le développement de matériaux et les dernières technologies pour proposer régulièrement de nouveaux articles d'art de la table. L'ensemble de notre portefeuille de produits est conçu au Royaume-Uni par notre équipe design expérimentée et talentueuse. Nos produits sont conçus pour offrir résistance et performance dans les environnements de l'hôtellerie restauration les plus exigeants.

SCAN HERE TO SEE OUR LATEST WHAT'S NEW BROCHURE.



 **SCAN ME**


CHURCHILL



—what's—
NEW
AUTUMN 2022





PASSIONATE ABOUT FOOD




ALCHEMY®
Performance Fine China

 Manufactured in the UK, Alchemy Performance Fine China is designed for elevated and refined food presentation, offering the perfect elegant tabletop solution for all manner of hotel food service areas.

 Fabricado en el Reino Unido, Alchemy Performance Fine China está diseñado para una presentación de alimentos elevada y refinada, ofreciendo la solución de mesa perfecta y elegante para todo tipo de áreas de servicio de alimentos en hoteles.

 Alchemy wird in Großbritannien hergestellt und bietet die perfekte Balance aus Design und Performance. Die elegante Lösung für alle Gastronomiebereiche im Hotel, vom Frühstücksservice bis zum Banqueting und Event-Catering.

 Prodotto nel Regno Unito, Alchemy offre il perfetto equilibrio tra design e prestazioni, la soluzione ottimale per le diverse aree F&B dell'hotel.

 Cette collection Alchemy est fabriquée au Royaume-Uni et offre un parfait équilibre entre design et performance, propose une solution de table élégante et parfaite pour tous les types de services de restauration des hôtels.



ALUMINA
WHITENESS



ALUMINA
STRENGTH



MICROWAVE
SAFE



DISHWASHER
SAFE



FULLY
GLAZED BASE



STACKABLE



DURABLE
AND VITRIFIED



EDGE CHIP
WARRANTY



SUPERIOR
GLAZE FINISH



BRITISH STANDARD
EUROPEAN APPROVED
VITRIFIED HOTELWARE



BRITISH STANDARD
MECHANICAL DISHWASHER
RESISTANCE

abstract

Contemporary Elegance

Designed for contemporary dining settings, Alchemy Abstract features a fresh geometrical embossment on pure white vitrified fine china. Alchemy Abstract is a high performing and functional collection, the added alumina in the fine china body enhances both strength and whiteness.



SERVICE PLATE
APRDU131 33cm 13"
CTN QTY 6



PLATE
APRDU111 30cm 11½"
CTN QTY 12
APRDU581 26.8cm 10½"
CTN QTY 12



PLATE
APRDU101 25.4cm 10"
CTN QTY 12
APRDU91 23cm 9"
CTN QTY 12



PLATE
APRDU81 20.3cm 8"
CTN QTY 12
APRDU651 16.2cm 6½"
CTN QTY 12



ROUND PASTA BOWL
APRDU181 30.5cm 12"
79.7cl 28oz
CTN QTY 12



RIMMED SOUP BOWL
APRDU91 24.5cm 9¾"
49.5cl 17oz
CTN QTY 12



STACKING TEACUP
APRDU71 20.6cl 7oz
H: 6.6cm
Dia: 8cm
CTN QTY 12



TEA/COFFEE CUP
APRDU81 22cl 8oz
H: 6cm
Dia: 10cm
CTN QTY 12



TEA SAUCER
APRDU61 15.3cm 6"
CTN QTY 12
(Fits APRDUC81, APRDUSC71 & APRDUUCB1)



STACKING COFFEE CUP
APRDU31 8.3cl 3oz
H: 5cm
Dia: 6cm
CTN QTY 12



ESPRESSO CUP
APRDU31 8.5cl 3oz
H: 4.3cm
Dia: 7cm
CTN QTY 6



COFFEE SAUCER
APRDU51 12.8cm 5"
CTN QTY 12
(Fits APRDU31 & APRDUSC31)



TEAPOT
APRDU161 42cl 15oz
H: 9.8cm
CTN QTY 6
REPLACEMENT LID
APR AL161
CTN QTY 6
(Fits APRDU161)



JUG
APRDUUG51 13.8cl 5oz
H: 5.3cm
CTN QTY 6



OPEN SUGAR BOWL
APRDUOSB1 22cl 8oz
H: 6.5cm
Dia: 8.5cm
CTN QTY 6



CONSUMMÉ BOWL UNHANDLED
APRDUUCB1 28.4cl 10oz
H: 5.5cm
Dia: 10cm
CTN QTY 12

ALCHEMY® performance fine china

abstract feature pieces

Contemporary Elegance

Alchemy Abstract Feature Pieces showcase a striking and contemporary linear embossment on white vitrified performance fine china. These stylish shapes are the perfect statement items for premium food presentation, complementing existing Alchemy ranges such as Alchemy Abstract and White.



ambience

Exceptional Presentation

A stylish and elegant range of finer, lighter Alchemy plates, bowls and beverage pieces, Ambience is especially designed for fine dining creating the perfect canvas for food presentation. It works beautifully with the existing Alchemy range.



STANDARD RIM PLATE
APRAF1251 31.7cm 12½"
Food Presentation
area: 21.5cm 8½"
CTN QTY 6



STANDARD RIM PLATE
APRAF1151 28cm 11"
Food Presentation
area: 18.5cm 7¼"
CTN QTY 6



STANDARD RIM PLATE
APRAF81 21.7cm 8½"
Food Presentation
area: 14cm 5½"
CTN QTY 6



STANDARD RIM PLATE
APRAF71 18.4cm 7¼"
Food Presentation
area: 11.5cm 4½"
CTN QTY 6



STANDARD RIM PLATE
APRAF61 16.2cm 6"
Food Presentation
area: 10.5cm 4¼"
CTN QTY 6



MEDIUM RIM PLATE
APRAF1171 28cm 11"
Food Presentation
area: 14cm 5½"
CTN QTY 6



WIDE RIM PLATE
APRAF1191 28cm 11"
Food Presentation
area: 11cm 4¾"
CTN QTY 6



STANDARD RIM BOWL
APRAB1251 31.7cm 12½"
85cl 30oz
Food Presentation
area: 22cm 8½"
CTN QTY 6



STANDARD RIM BOWL
APRAB1151 28cm 11"
51.1cl 18oz
Food Presentation
area: 18.5cm 7¼"
CTN QTY 6



STANDARD RIM BOWL
APRAB7251 22cm 8½"
28.4cl 10oz
Food Presentation
area: 14.5cm 5½"
CTN QTY 6



MEDIUM RIM BOWL
APRALB121 31.7cm 12½"
42.6cl 15oz
Food Presentation
area: 16.5cm 6½"
CTN QTY 6



MEDIUM RIM BOWL
APRAB1171 28cm 11"
28.4cl 10oz
Food Presentation
area: 14.5cm 5½"
CTN QTY 6

ambience



WIDE RIM SQUARE PLATE
CF **APRASPW 1** 21cm 8¼"
 Food Presentation area: 11cm 4¼"
 CTN QTY 6



MEDIUM RIM SQUARE PLATE
CF **APRASPM 1** 21cm 8¼"
 Food Presentation area: 14.5cm 5¾"
 CTN QTY 6



SQUARE BOWL
CF **APRABSM 1** 21cm 8¼"
 28.4cl 10oz
 Food Presentation area: 14.5cm 5¾"
 CTN QTY 6



FINE TEACUP
APRAAFC81 22.7cl 8oz
 H: 6cm
 Dia: 10cm
 CTN QTY 6



STANDARD RIM TEA SAUCER
CF **APRAAFS61** 16.5cm 6½"
 CTN QTY 6
 (Fits APRAAFC81)



CAN TEA CUP
APRAACT 1 22.7cl 8oz
 H: 6.5cm
 Dia: 8cm
 CTN QTY 6



CAN TEA SAUCER
CF **APRAACTS1** 16.5cm 6½"
 CTN QTY 6
 (Fits APRAACT 1)



CAN COFFEE CUP
APRAACF 1 12.5cl 4.5oz
 H: 6cm
 Dia: 6.5cm
 CTN QTY 6



CAN COFFEE SAUCER
CF **APRAACCS1** 13.5cm 5½"
 CTN QTY 6
 (Fits APRAACF 1)



CAN MUG
APRAACM 1 28.4cl 10oz
 H: 8cm
 Dia: 7.5cm
 CTN QTY 6



OVAL TEAPOT
APRAOT251 71cl 25oz
 H: 13.5cm
 CTN QTY 6
 REPLACEMENT LID
APRAOL251
 CTN QTY 6



OVAL TEAPOT
APRAOT151 42.6cl 15oz
 H: 12cm
 CTN QTY 6
 REPLACEMENT LID
APRAOL151
 CTN QTY 6



OVAL COFFEE POT
APRAOC181 51.1cl 18oz
 H: 15.5cm
 CTN QTY 6
 REPLACEMENT LID
APRAOL181
 CTN QTY 6



OVAL JUG
APRAOJ101 28.4cl 10oz
 H: 12cm
 CTN QTY 6



OVAL JUG
APRAOJ5 1 14.2cl 5oz
 H: 7.5cm
 CTN QTY 6



OVAL JUG
APRAOJ2 1 7.1cl 2oz
 H: 5.5cm
 CTN QTY 6



OVAL COVERED SUGAR BOWL
APRAOCS61 17cl 6oz
 H: 9cm
 CTN QTY 6
 REPLACEMENT LID
APRAOSL61
 CTN QTY 6



FINE SUGAR BOWL
APRAOSBF1 22.7cl 8oz
 H: 6cm
 Dia: 10cm
 CTN QTY 6



OVAL SALT
APRAAOS 1 H: 4.5cm
 CTN QTY 6
 OVAL PEPPER
APRAAOP 1 H: 4.5cm
 CTN QTY 6



BUTTER BLOCK
APRAFBB 1 2.8cl 1oz
 H: 4.5cm
 Dia: 5.8cm
 CTN QTY 12

white

Simply Appealing

Premium and timeless Alchemy White has been designed with versatility and functionality in mind. Simply appealing, this pure white fine china collection features a comprehensive solution for events catering and hotel dining.



SERVICE PLATE
APR AS131 33cm 13"
CTN QTY 6



PLATE
APR AP131 33cm 13"
CTN QTY 6



PLATE
GF APR AP111 30cm 11½"
CTN QTY 12



PLATE
GF APR AP581 26.8cm 10½"
CTN QTY 12



PLATE
GF APR AP101 25.4cm 10"
CTN QTY 12



PLATE
GF APR AP9 1 23cm 9"
CTN QTY 12



PLATE
GF APR AP8 1 20.3cm 8"
CTN QTY 12



PLATE
GF APR AP651 16.2cm 6½"
CTN QTY 12



ROUND PASTA BOWL
GF APR ARP1 30.5cm 12"
79.7cl 28oz
CTN QTY 12



RIMMED SOUP BOWL
GF APR AB9 1 24.5cm 9¾"
49.5cl 17oz
CTN QTY 12



ROUND BOWL
GF APR AB7 1 19.5cm 7¾"
34cl 12oz
CTN QTY 12



ROUND BOWL
GF APR AB6 1 16.2cm 6½"
22cl 8oz
CTN QTY 12



RIMMED OVAL DISH
GF APR AO131 33cm 13"
CTN QTY 6



RIMMED OVAL DISH
GF APR AO111 28cm 11"
CTN QTY 6



RIMMED OVAL DISH
GF APR AO8 1 20.3cm 8"
CTN QTY 12



white



STACKING COFFEE CUP
APR ASC61 17cl 6oz
H: 6cm
Dia: 7.5cm
CTN QTY 24 ☼



STACKING TEACUP
APR ASC71 20.6cl 7oz
H: 6.6cm
Dia: 8cm
CTN QTY 24 ☼



ELEGANT CUP
APR AEC71 20.6cl 7oz
H: 6.5cm
Dia: 8.5cm
CTN QTY 24 ☼



TEA/COFFEE CUP
APR ATC81 22cl 8oz
H: 6cm
Dia: 10cm
CTN QTY 24 ☼



CAPPUCCINO CUP
APR ACC 1 34cl 12oz
H: 6.5cm
Dia: 11cm
CTN QTY 24 ☼



CAPPUCCINO CUP
APR ACC81 22cl 8oz
H: 6cm
Dia: 10cm
CTN QTY 24 ☼



TEA SAUCER
GF APR AS6 1 15.3cm 6"
CTN QTY 24 ☼
(Fits APR ASC6 1, APR ASC71,
APR AEC71, APR ATC81,
APR ACC 1 & APR ACC81)



COUPE TEA SAUCER
GF APR ACS61 15.3cm 6"
CTN QTY 24 ☼
(Fits APR ASC6 1, APR ASC71,
APR AEC71, APR ATC81,
APR ACC 1 & APR ACC81)



STACKING COFFEE CUP
APR ASC31 8.3cl 3oz
H: 5cm
Dia: 6cm
CTN QTY 24 ☼



ESPRESSO CUP
APR AEC31 8.5cl 3oz
H: 5.5cm
Dia: 6.5cm
CTN QTY 24 ☼



COFFEE SAUCER
GF APR AS5 1 12.8cm 5"
CTN QTY 24 ☼
(Fits APR ASC31, APR AEC31)



STACKING MUG
APR AM101 28.4cl 10oz
H: 9cm
Dia: 8cm
CTN QTY 24 ☼



MUG
APR AM 1 28cl 10oz
H: 10.5cm
Dia: 8cm
CTN QTY 24



TEAPOT
APR AT361 1lt 36oz
H: 13cm
CTN QTY 6



TEAPOT
APR AT251 71cl 25oz
H: 10.5cm
CTN QTY 6



TEAPOT
APR AT151 42.6cl 15oz
H: 9cm
CTN QTY 6

REPLACEMENT LID
APR ATL31
CTN QTY 6
(Fits APR AT361)

REPLACEMENT LID
APR ATL21
CTN QTY 6
(Fits APR AT251)

REPLACEMENT LID
APR ATL11
CTN QTY 6
(Fits APR AT151)



COFFEE POT
APR AC361 1lt 36oz
H: 17cm
CTN QTY 6



COFFEE POT
APR AC181 51.1cl 18oz
H: 11cm
CTN QTY 6



JUG
APR AJ101 28cl 10oz
H: 9cm
CTN QTY 6
APR AJ5 1 13.8cl 5oz
H: 6.5cm
CTN QTY 6



OPEN SUGAR BOWL
APR AOSB1 22cl 8oz
H: 6.5cm
Dia: 8.5cm
CTN QTY 6 ☼



COVERED SUGAR BOWL
APR ACSB1 34cl 12oz
H: 7.5cm
Dia: 10.5cm
CTN QTY 6
REPLACEMENT LID
APR ALS 1
CTN QTY 6



SAUCE BOAT
APR AB121 34cl 12oz
H: 8.5cm
Dia: 18cm
CTN QTY 6



CONSOUMÉ BOWL UNHANDLED
APR AUCB1 28.4cl 10oz
H: 5.5cm
Dia: 10cm
CTN QTY 24 ☼



CONSOUMÉ BOWL HANDLED
APR AHC81 28.4cl 10oz
H: 5.5cm
Dia: 10cm
CTN QTY 24 ☼

MINI SAUCE BOAT
APR AB5 1 14.2cl 5oz
H: 6cm
Dia: 13.5cm
CTN QTY 6



CONSOUMÉ STAND SAUCER
APR AS6 1 15.3cm 6"
CTN QTY 24 ☼



SUGAR SACHET HOLDER
APR ASSH1 11.3 x 7.3cm
5" x 3"
CTN QTY 6



BUTTER PAD/ BALANCE TEA SAUCER
APR ABP 1 10.2cm 4"
CTN QTY 12



SALT
APR AS 1 6cm 2 1/4"
CTN QTY 6
PEPPER
APR AP 1 6cm 2 1/4"
CTN QTY 6



EGG CUP
APR AEC 1 7cl 2oz
H: 4.5cm
Dia: 4.5cm
CTN QTY 6



BUD VASE
APR ABV 1 12.5cm 4 7/8"
CTN QTY 6



balance

Simply Gourmet

Alchemy Balance provides a perfect minimal platform for elevated food presentation. The premium white colour of the Alchemy fine china body and the simplistic Balance shapes create a fresh, blank canvas for all manner of cuisines.



COUPE PLATE
APRBAC121 30.5cm 12"
 CTN QTY 6



COUPE PLATE
APRBAC581 26.8cm 10 1/2"
 CTN QTY 6



COUPE PLATE
APRBAC91 23cm 9"
 CTN QTY 6



COUPE PLATE
APRBAC61 16.5cm 6 1/2"
 CTN QTY 6




COUPE BOWL
APRBAC141 38.5 x 8.8cm
 15 1/4" x 3 1/2"
 500cl 175oz
 CTN QTY 4




COUPE BOWL
APRBAC101 26.5cm 10 1/2"
 CTN QTY 6



COUPE BOWL
APRBAC81 20.3cm 8"
 CTN QTY 6



RECTANGULAR TRAY
APRBART1 30 x 14.5cm
 11 3/4" x 5 3/4"
 CTN QTY 6



SMALL RECTANGULAR TRAY
APRBART61 17 x 10cm
 6 3/4" x 3 3/4"
 CTN QTY 6



FOOTED SOUP BOWL
APRBAFSB1 34cl 12oz
 H: 10.5cm
 Dia: 15cm
 CTN QTY 6



BUTTER PAD
APRABP1 10.2cm 4"
 CTN QTY 12




RICE BOWL
APRBART61 44cl 16oz
 H: 7.5cm
 Dia: 14cm
 CTN QTY 12



RICE BOWL
APRBARB91 25.6cl 9oz
 H: 6.5cm
 Dia: 11cm
 CTN QTY 24



RICE BOWL
APRBARB41 12.5cl 4oz
 H: 5cm
 Dia: 9cm
 CTN QTY 24



Balance buffet items available on page 47.



moonstone

Soft and Organic

Add style and creativity to the tabletop with a beautiful range of bowls and plates inspired by the soft, organic curves of nature. Moonstone offers great flexibility and works across many different types of cuisine from fine dining to deli-buffet displays.



BOWL
APRSMB401 24.6 x 18.2cm
 9 5/8" x 7 1/4"
 112.4cl 40oz
 CTN QTY 6



BOWL
APRSMB301 20.3 x 15.7cm
 7 7/8" x 6 1/8"
 85.2cl 30oz
 CTN QTY 6



BOWL
APRSMB201 17.7 x 13.2cm
 7" x 5 1/8"
 56.8cl 20oz
 CTN QTY 12



BOWL
APRSMB101 10.5 x 14.3cm
 5 1/8" x 4 1/8"
 28.4cl 10oz
 CTN QTY 12



GF **OVAL PLATE**
APRSMP131 26.5 x 35.5cm
 10 1/2" x 13 7/8"
 CTN QTY 6



GF **OVAL PLATE**
APRSMP111 21.5 x 28.8cm
 8 1/2" x 11 1/4"
 CTN QTY 6



GF **OVAL PLATE**
APRSMP8 1 16.7 x 22.5cm
 6 1/2" x 8 7/8"
 CTN QTY 12



GF **OVAL PLATE**
APRSMP7 1 14.5 x 19cm
 5 7/8" x 7 1/2"
 CTN QTY 12



ACACIA WOOD
LARGE BOARD
ZCAWLMBD1 20 x 29cm
 7 7/8" x 11 1/2"
 CTN QTY 4



ACACIA WOOD
MEDIUM BOARD
ZCAWMMBD1 15 x 29cm
 5 7/8" x 11 1/2"
 CTN QTY 4



ACACIA WOOD
SMALL BOARD
ZCAWSMBD1 10 x 29cm
 3 7/8" x 11 1/2"
 CTN QTY 4



ACACIA WOOD BOWL
ZCAWLMBL1 23 x 21.5 x 11cm
 9" x 8 1/2" x 4 1/2"
 140cl 49.2oz
 CTN QTY 4



ACACIA WOOD BOWL
ZCAWSMBL1 14 x 13.5 x 7cm
 5 1/2" x 5 1/4" x 2 7/8"
 30cl 10.5oz
 CTN QTY 4

Moonstone buffet items available in ceramic on page 49 and melamine on page 329.



GF Items with a fully glazed foot

energy

Urban Chic

This stylish collection of contemporary, square and rectangular shaped plates and bowls is designed to integrate with the Alchemy White range. With chic elegance and the pure whiteness of fine china, it offers many exciting possibilities to enhance food presentation.



SQUARE PLATE
GF APR ASDP1 28cm 11"
 CTN QTY 6



SQUARE PLATE
GF APR ASP91 23.3cm 9"
 CTN QTY 6



SQUARE PLATE
GF APR ASSP1 17.7cm 7"
 CTN QTY 6



SQUARE PLATE
GF APR ASP51 13.2cm 5¼"
 CTN QTY 12



SQUARE PASTA BOWL
GF APR ASPB1 25.4cm 10"
 71cl 25oz
 CTN QTY 6



SQUARE BUFFET BOWL
GF APR ASHB1 26.5cm 10½"
 119cl 42oz
 CTN QTY 4



SQUARE BOWL
GF APR ASLB1 20.3cm 8"
 56.8cl 20oz
 CTN QTY 6



SQUARE BOWL
GF APR ASSB1 14.2cm 5½"
 28.4cl 10oz
 CTN QTY 6



SQUARE BOWL
GF APR ASTB1 10.2cm 4"
 6cl 2oz
 CTN QTY 12



RECTANGLE PLATE
GF APR AE131 33 x 23cm
 13" x 9"
 CTN QTY 6

GF Items with a fully glazed foot

sequel

Timeless Elegance

An elegant beverage range to add a sophisticated touch to the tabletop. In premium white fine china, Sequel is designed to complement the Alchemy and Ambience tableware collections.



CUP
APR AT161 45cl 16oz
H: 7.3cm
Dia: 12cm
CTN QTY 12



CUP
APR AT121 31.2cl 11oz
H: 6.7cm
Dia: 10.5cm
CTN QTY 12



CUP
APR ATC81 22cl 8oz
H: 6cm
Dia: 10cm
CTN QTY 24



COUPE TEA SAUCER
APR ACS61 15.3cm 6"
CTN QTY 24
(Fits APR AT161 APR AT121 APR ATC81)



ESPRESSO CUP
APR C3 1 8.5cl 3oz
H: 4.3cm
Dia: 7cm
CTN QTY 6



COUPE ESPRESSO SAUCER
APR CS5 1 12.5cm 5"
CTN QTY 12
(Fits APR C3 1)



TEAPOT
APR TE161 42cl 15oz
H: 9.8cm
CTN QTY 6
REPLACEMENT LID
APR AL161
CTN QTY 6



COFFEE POT
APR CP211 59cl 21oz
H: 13.5cm
CTN QTY 6
REPLACEMENT LID
APR AL211
CTN QTY 6



JUG
APR JG101 28cl 10oz
H: 6.7cm
CTN QTY 6



JUG
APR JUG51 13.8cl 5oz
H: 5.3cm
CTN QTY 6



UNHANDLED JUG
APR JUG21 7.1cl 2oz
H: 3.5cm
CTN QTY 6



COVERED SUGAR BOWL
APR CSB21 20cl 7oz
H: 8.5cm
CTN QTY 6
REPLACEMENT LID
APR CSB11
CTN QTY 6



plate towers

Delectable Displays

Our Alchemy Plate Towers have been designed to provide the ultimate presentation for an array of shared dining experiences. Use for traditional Afternoon Tea, unique cheese board presentation or as a premium tapas centrepiece, these plate towers add interest to any tabletop.



THREE TIER PLATE TOWER*
APRAFFT31 Top Plate: 16.2cm 6"
 Middle Plate: 21.7cm 8"
 Bottom Plate: 28cm 11"
 Height: 33cm 13"
 CTN QTY 2



TWO TIER PLATE TOWER*
APRAFFT21 Top Plate: 21.7cm 8"
 Bottom Plate: 28cm 11"
 Height: 22cm 8½"
 CTN QTY 2



LARGE RECTANGULAR PLATE TOWER*
APRBAPT21 Top Plate: 30 x 14.5cm 11¾" x 5½"
 Bottom Plate: 56 x 15.3cm 22" x 6"
 Height: 22cm 8½"
 CTN QTY 2



SMALL RECTANGULAR PLATE TOWER*
APRBAPT61 Top Plate: 17 x 10cm 6¾" x 3¾"
 Bottom Plate: 30 x 14.5cm 11¾" x 5½"
 Height: 22cm 8½"
 CTN QTY 2

*Not suitable for dishwasher use

ALCHEMY® performance fine china

signature tiles & wooden boards

Premium Creations

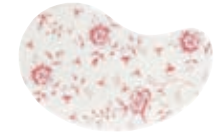
Create a signature style with our contemporary rectangular and organic tiles. Available in premium white and striking colour designs, perfect for canapes, starters, desserts and sharing plates.




SIGNATURE TILE
APR ATE 1 26.5 x 17cm
10 1/2" x 6 5/8"
CTN QTY 4



GREY MARBLE TILE
MGY ATE 1 26.5 x 17cm
10 1/2" x 6 5/8"
CTN QTY 4



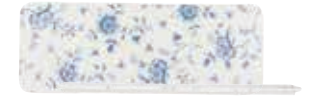
CRANBERRY ROSE CHINTZ TILE
RCC ATE 1 26.5 x 17cm
10 1/2" x 6 5/8"
CTN QTY 4



RECTANGULAR TILE
APR RST 1 37.6 x 14cm
14 3/4" x 5 1/2"
CTN QTY 4
(Fits Wooden Boards ZCAWWBDD1 and ZCAWLWSB1)



GREY MARBLE RECTANGULAR TILE
MGY RST 1 37.6 x 14cm
14 3/4" x 5 1/2"
CTN QTY 4
(Fits Wooden Boards ZCAWWBDD1, and ZCAWLWSB1)



PRAGUE ROSE CHINTZ RECTANGULAR TILE
RCP RST 1 37.6 x 14cm
14 3/4" x 5 1/2"
CTN QTY 4
(Fits Wooden Boards ZCAWWBDD1, and ZCAWLWSB1)



TOPAZ BLUE RECTANGULAR TILE
RKTBRST 1 37.6 x 14cm
14 3/4" x 5 1/2"
CTN QTY 4
(Fits Wooden Boards ZCAWWBDD1 and ZCAWLWSB1)



QUARTZ BLACK RECTANGULAR TILE
RKBQRST 1 37.6 x 14cm
14 3/4" x 5 1/2"
CTN QTY 4
(Fits Wooden Boards ZCAWWBDD1 and ZCAWLWSB1)



ACACIA WOOD LARGE SERVING BOARD
ZCAWLWSB1 41 x 16.5cm
16 1/2" x 6 1/2"
CTN QTY 4
(Compatible with: APR RST 1, MGY RST 1, RCP RST 1, RKTBRST 1 and RKBQRST 1)



LARGE WOODEN DELI BOARD
ZCAWWBDD1 40 x 16.5cm
15 3/4" x 6 1/2"
CTN QTY 4
(Compatible with: APR RST 1, MGY RST 1, RCP RST 1, RKTBRST 1 and RKBQRST 1)

- Under glaze print finish meaning long-lasting results.

MADE TO ORDER

UP TO 8 WEEKS LEAD TIME

jardin

Timeless Appeal

A pure white canvas graced by a subtly embossed border. Jardin is a classic design with a timeless appeal that brings sophistication to the dining experience. Perfect for a fine dining restaurant environment.



PLATE
GF APREEP111 30cm 11¼"
 CTN QTY 12 ☼
GF APREEP581 26.8cm 10½"
 CTN QTY 12 ☼



PLATE
GF APREEP101 25.4cm 10"
 CTN QTY 12 ☼



PLATE
GF APREEP9 1 23cm 9"
 CTN QTY 12 ☼
GF APREEP8 1 20.3cm 8"
 CTN QTY 12 ☼



PLATE
GF APREEP651 16.2cm 6½"
 CTN QTY 12 ☼



RIMMED SOUP BOWL
GF APREEB9 1 23cm 9"
 49.5cl 17oz
 CTN QTY 12 ☼



ROUND BOWL
GF APREEB6 1 16.2cm 6½"
 22cl 8oz
 CTN QTY 12 ☼



CONSOUMÉ BOWL
 UNHANDLED
APREEUCB1 28.4cl 10oz
 H: 5.5cm
 Dia: 10cm
 CTN QTY 24 ☼



CONSOUMÉ
 STAND / SAUCER
GF APRES6 1 15.3cm 6"
 CTN QTY 24 ☼



STACKING TEACUP
APREESC71 20.6cl 7oz
 H: 6.6cm
 Dia: 8cm
 CTN QTY 24 ☼



ELEGANT CUP
APREEEC71 20.6cl 7oz
 H: 6.5cm
 Dia: 8.5cm
 CTN QTY 24 ☼



COUPE TEA/
 COFFEE SAUCER
GF APREESC61 15.3cm 6"
 CTN QTY 24 ☼
 (Fits APREESC71, APREEEC71)



TEA SAUCER
GF APRES6 1 15.3cm 6"
 CTN QTY 24 ☼
 (Fits APREESC71, APREEEC71)



MADE TO ORDER

UP TO 3 WEEKS LEAD TIME

bands

Understated Elegance

Understated elegance is the charm of Mono, with a minimalist black line making a striking contrast to the white body of Alchemy fine china, creating a modern and contemporary feel. Gold and Platinum lines are available to order across the whole Alchemy range, adding an extra dash of luxury and style.



mono
(AMO)



gold
(AGB)



platinum
(APB)



SERVICE PLATE
AS131 33cm 13"
CTN QTY 6



PLATE
CF AP131 33cm 13"
CTN QTY 6



PLATE
CF AP111 30cm 11½"
CTN QTY 12



PLATE
CF AP581 26.8cm 10½"
CTN QTY 12



PLATE
CF AP101 25.4cm 10"
CTN QTY 12



PLATE
CF AP91 23cm 9"
CTN QTY 12



PLATE
CF AP81 20.3cm 8"
CTN QTY 12



PLATE
CF AP651 16.2cm 6½"
CTN QTY 12



RIMMED OVAL DISH
CF AO131 33cm 13"
CTN QTY 6



RIMMED OVAL DISH
CF AO111 28cm 11"
CTN QTY 6



RIMMED OVAL DISH
CF AO81 20.3cm 8"
CTN QTY 12



ROUND PASTA BOWL
CF ARP81 30.5cm 12"
79.7cl 28oz
CTN QTY 12



RIMMED SOUP BOWL
CF AB91 24.5cm 9½"
49.5cl 17oz
CTN QTY 12



ROUND BOWL
CF AB71 19.5cm 7¾"
34cl 12oz
CTN QTY 12



ROUND BOWL
CF AB61 16.2cm 6½"
22cl 8oz
CTN QTY 12

- Available in Black Band (AMO)
- Available in Gold Band (AGB)
- Available in Platinum Band (APB)

Alchemy Platinum & Gold bands are not recommended for dishwasher and microwave use.



★ Covered by Churchill 5 Year Edge Chip Warranty

CF Items with a fully glazed foot

bands



CONSOMMÉ BOWL
UNHANDLED

AUCB1 28.4cl 10oz
H: 5.5cm
Dia: 10cm

CTN QTY 24
■ ■



CONSOMMÉ BOWL
HANDLED

AHCB1 28.4cl 10oz
H: 5.5cm
Dia: 10cm

CTN QTY 24
■ ■



CONSOMMÉ
STAND/SAUCER

AS6 1 15.3cm 6"
CTN QTY 24
■ ■ ■



STACKING COFFEE CUP

ASC61 17cl 6oz
H: 6cm
Dia: 7.5cm

CTN QTY 24
■ ■



STACKING TEACUP

ASC71 20.6cl 7oz
H: 6.6cm
Dia: 8cm

CTN QTY 24
■ ■ ■



ELEGANT CUP

AEC71 20.6cl 7oz
H: 6.5cm
Dia: 8.5cm

CTN QTY 24
■ ■ ■



TEA/COFFEE CUP

ATC81 22cl 8oz
H: 6cm
Dia: 10cm

CTN QTY 24
■ ■



CAPPUCCINO CUP

ACC 1 34cl 12oz
H: 6.5cm
Dia: 11cm

CTN QTY 24
■ ■



CAPPUCCINO CUP

ACC81 22cl 8oz
H: 6cm
Dia: 10cm

CTN QTY 24
■ ■



TEA SAUCER

AS6 1 15.3cm 6"
CTN QTY 24
■ ■ ■

(Fits ASC61, ASC71, AEC71,
ATC81, ACC1, ACC81)



COUPE TEA/
COFFEE SAUCER

ACS61 15.3cm 6"
CTN QTY 24
■ ■ ■

(Fits ASC61, ASC71, AEC71,
ATC81, ACC1, ACC81)



STACKING COFFEE CUP

ASC31 8.5cl 3oz
H: 5cm
Dia: 6cm

CTN QTY 24
■ ■



ESPRESSO CUP

AEC31 8.5cl 3oz
H: 5.5cm
Dia: 6.5cm

CTN QTY 24
■ ■ ■



COFFEE SAUCER

AS5 1 12.8cm 5"
CTN QTY 24
■ ■ ■

(Fits ASC31, AEC31)



STACKING MUG

AM101 28.4cl 10oz
H: 9cm
Dia: 8cm

CTN QTY 24
■ ■



MUG

AM 1 28cl 10oz
H: 10.5cm
Dia: 8cm

CTN QTY 24
■ ■



TEAPOT

AT361 1ltr 36oz
H: 13cm

CTN QTY 6
■ ■



TEAPOT

AT151 42.6cl 15oz
H: 9cm

CTN QTY 6
■ ■ ■



COFFEE POT

AC361 1ltr 36oz
H: 17cm

CTN QTY 6
■ ■



COFFEE POT

AC181 51.1cl 18oz
H: 11cm

CTN QTY 6
■ ■ ■



JUG

AJ101 28cl 10oz
H: 9cm

CTN QTY 6
■ ■



JUG

AJ5 1 13.8cl 5oz
H: 6.5cm

CTN QTY 6
■ ■ ■



COVERED SUGAR BOWL

ACS81 22cl 8oz
H: 7.5cm
Dia: 10.5cm

CTN QTY 6
■ ■



OPEN SUGAR BOWL

AOS81 22cl 8oz
H: 6.5cm
Dia: 8.5cm

CTN QTY 6
■ ■ ■



SUGAR SACHET HOLDER

ASSH1 11.3 x 7.3cm 5" x 3"

CTN QTY 6
■ ■



SAUCE BOAT

AB121 34cl 12oz
H: 8.5m
Dia: 18cm

CTN QTY 6
■ ■



MINI SAUCE BOAT

AB5 1 14.2cl 5oz
H: 6cm
Dia: 13.5cm

CTN QTY 6
■ ■



BALANCE BUTTER PAD/
TEA SAUCER

ABP 1 10.2cm 4"

CTN QTY 12
■ ■



SALT

AS 1 6cm 2 1/4"

CTN QTY 6
■ ■

PEPPER

AP 1 6cm 2 1/4"

CTN QTY 6
■ ■



BUD VASE

ABV 1 12.5cm 4 7/8"

CTN QTY 6
■ ■

■ Available in Black Band (AMO)
■ Available in Gold Band (AGB)
■ Available in Platinum Band (APB)

Alchemy Platinum & Gold bands are
not recommended for dishwasher
and microwave use



★ Covered by Churchill 5 Year Edge Chip Warranty

GF Items with a fully glazed foot

buffet ceramic servingware

Deli Style


The Alchemy Buffet collection is a creative evolution of shapes, capturing the stunning profiles of Energy, Balance and Moonstone. Combine with our innovative melamine and wood buffet items to add impact to deli style food presentation.




ceramic buffet trays



RECTANGULAR CERAMIC
BUFFET TRAY
APRBART1 30 x 14.5cm
11¾" x 5¾"
CTN QTY 6




RECTANGULAR CERAMIC
BUFFET TRAY
APRBART21 56 x 15.3cm
22" x 6"
CTN QTY 4




RECTANGULAR CERAMIC
BUFFET TRAY
APRBART31 53 x 32.5cm
20¾" x 12¾"
CTN QTY 2



RECTANGULAR CERAMIC
BUFFET TRAY
APRBART41 46 x 10cm
18" x 3¾"
CTN QTY 4



RECTANGULAR CERAMIC
BUFFET TRAY
APRBART51 58 x 20cm
22¾" x 7¾"
CTN QTY 4



RECTANGULAR CERAMIC
BUFFET TRAY
APRBART61 17 x 10cm
6¾" x 3¾"
CTN QTY 6



SQUARE CERAMIC
BUFFET TRAY
APRBAST1 30.3 x 30.3cm
11¾" x 11¾"
CTN QTY 4

ceramic hints buffet trays



HINTS BARLEY WHITE
RECTANGULAR BUFFET TRAY
SHWHART1 30 x 14.5cm
11¾" x 5¾"
CTN QTY 6



HINTS BARLEY WHITE
SQUARE BUFFET TRAY
SHWHAST1 30.3 x 30.3cm
11¾" x 11¾"
CTN QTY 4



HINTS INDIGO BLUE
RECTANGULAR BUFFET TRAY
SHBIART1 30 x 14.5cm
11¾" x 5¾"
CTN QTY 6



HINTS INDIGO BLUE
SQUARE BUFFET TRAY
SHBIAST1 30.3 x 30.3cm
11¾" x 11¾"
CTN QTY 4

balance ceramic buffet bowls



HINTS BARLEY WHITE
LARGE COUPE BOWL
SHWHAC141 38.5 x 8.8cm
15¼" x 3½"
500cl 175oz
CTN QTY 4



HINTS INDIGO BLUE
LARGE COUPE BOWL
SHBIAC141 38.5 x 8.8cm
15¼" x 3½"
500cl 175oz
CTN QTY 4



BALANCE LARGE
COUPE BOWL
APRBAC141 38.5 x 8.8cm
15¼" x 3½"
500cl 175oz
CTN QTY 4

buffet ceramic servingware



SQUARE PLATE
CF **APR ASDP1** 28cm 11"
CTN QTY 6



SQUARE PLATE
CF **APR ASP91** 23.3cm 9"
CTN QTY 6



SQUARE PLATE
CF **APR ASSP1** 17.7cm 7"
CTN QTY 6



SQUARE PLATE
CF **APR ASP51** 13.2cm 5¼"
CTN QTY 12



SQUARE BUFFET BOWL
CF **APR ASHB1** 26.5cm 10½"
119cl 42oz
CTN QTY 4



SQUARE PASTA BOWL
CF **APR ASPB1** 25.4cm 10"
71cl 25oz
CTN QTY 6



SQUARE BOWL
CF **APR ASLB1** 20.3cm 8"
56.8cl 20oz
CTN QTY 6



SQUARE BOWL
CF **APR ASSB1** 14.2cm 5½"
28.4cl 10oz
CTN QTY 6



SQUARE BOWL
CF **APR ASTB1** 10.2cm 4"
6cl 2oz
CTN QTY 12



RECTANGLE PLATE
CF **APR AE131** 33 x 23cm
13" x 9"
CTN QTY 6



COUPE PLATE
CF **APRBAC121** 30.5cm 12"
CTN QTY 6



COUPE PLATE
CF **APRBAC581** 26.8cm 10½"
CTN QTY 6



COUPE PLATE
CF **APRBAC91** 23cm 9"
CTN QTY 6



COUPE PLATE
CF **APRBAC61** 16.5cm 6½"
CTN QTY 6



COUPE BOWL
APRBAC141 38.5 x 8.8cm
15¼" x 3½"
500cl 175oz
CTN QTY 4



COUPE BOWL
CF **APRBAC101** 26.5cm 10½"
CTN QTY 6



COUPE BOWL
CF **APRBACB1** 20.3cm 8"
CTN QTY 6



OVAL PLATE
CF **APRSM131** 26.5 x 35.5cm
10½" x 13¾"
CTN QTY 6



OVAL PLATE
CF **APRSM111** 21.5 x 28.8cm
8½" x 11¼"
CTN QTY 6



OVAL PLATE
CF **APRSM81** 16.7 x 22.5cm
6½" x 8¾"
CTN QTY 12



OVAL PLATE
CF **APRSM71** 14.5 x 19cm
5¾" x 7½"
CTN QTY 12



BOWL
APRSMB401 24.6 x 18.2cm
9¾" x 7¼"
112.4cl 40oz
CTN QTY 6



BOWL
APRSMB301 20.3 x 15.7cm
7¾" x 6¼"
85.2cl 30oz
CTN QTY 6



BOWL
APRSMB201 17.7 x 13.2cm
7" x 5¼"
56.8cl 20oz
CTN QTY 12



buffet ceramic servingware



BOWL
APRSMB101 10.5 x 14.3cm
 5 1/4" x 4 1/4"
 28.4cl 10oz
 CTN QTY 12



TEAR DISH
APRBATD11 29.3cm 11 1/2"
 65.3cl 23oz
 CTN QTY 6



TEAR DISH
APRBATD91 23.6cm 9 1/4"
 34cl 12oz
 CTN QTY 6



TEAR DISH
APRBATD61 16cm 6 1/4"
 14.2cl 5oz
 CTN QTY 12



RICE BOWL
APRBAR161 44cl 16oz
 H: 7.5cm
 Dia: 14cm
 CTN QTY 12



RICE BOWL
APRBAR91 25.6cl 9oz
 H: 6.5cm
 Dia: 11cm
 CTN QTY 24



RICE BOWL
APRBAR641 12.5cl 4oz
 H: 5cm
 Dia: 9cm
 CTN QTY 24



FOOTED SOUP BOWL
APRBAFSB1 34cl 12oz
 H: 10.5cm
 Dia: 15cm
 CTN QTY 6




BUFFET BOAT DISH
APRBAB191 51.8cm 20 3/4"
 128cl 45oz
 CTN QTY 4



BUFFET BOAT DISH
APRBAB141 39.2cm 15 1/2"
 71cl 25oz
 CTN QTY 6



BUFFET BOAT DISH
APRBAB111 29cm 11 1/2"
 25.5cl 9oz
 CTN QTY 6



Complete buffet offering
 available on page 322.



counterwave

Innovate the Counter Top

Alchemy Counterwave with its flowing curves is an innovative concept in hot and cold serving ware that enhances all types of counter food display. Designed specifically to sit within gastronorm chilled counters or used free form on hot decks, these beautifully crafted pieces propel food counter display to a new dimension.



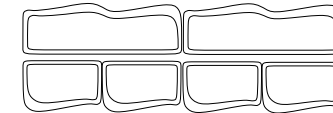
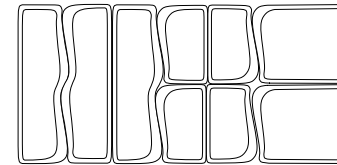
2/4 DEEP SERVING DISH
APRGGW241 50 x 16cm
19 1/2" x 6 1/4"
3.5 ltrs 123oz
CTN QTY 2



1/2 DEEP SERVING DISH
APRGGW121 23 x 31cm
9" x 12 1/2"
4 ltrs 140oz
CTN QTY 2



1/4 DEEP SERVING DISH
APRGGW141 23 x 16cm
9" x 6 1/4"
1.5 ltrs 53oz
CTN QTY 4



ALCHEMY® performance fine china

cook & serve

Striking & Contemporary

Designed by Sebastian Conran

Designed by leading British designer Sebastian Conran, the clean, simple lines and shapes of Alchemy Cook & Serve represent a striking and contemporary alternative to traditional cookware. Designed to bring state-of-the-art style to any kitchen or restaurant environment, with ramekins, oval and round dishes offering great flexibility of use.



N°7 OVAL DISH
APRCAO101 25.8cm 10"
 42.6cl 15oz
 CTN QTY 6



N°6 OVAL DISH
APRCAOD81 19.5cm 7 7/8"
 28.4cl 10oz
 CTN QTY 12



N°5 OVAL DISH
APRCAOD61 16.2cm 6 1/2"
 20.6cl 7oz
 CTN QTY 12



N°9 ROUND DISH
APRCARD71 17cm 6 3/4"
 41.2cl 15oz
 CTN QTY 12



N°8 ROUND DISH
APRCARD61 14.5cm 5 3/4"
 28.4cl 10oz
 CTN QTY 12



N°3 RAMEKIN
APRCAR6 1 17cl 6oz
 H: 4.5cm
 Dia: 8cm
 CTN QTY 24



N°2 RAMEKIN
APRCAR4 1 12.5cl 4oz
 H: 4cm
 Dia: 7.5cm
 CTN QTY 24



N°1 RAMEKIN
APRCAR2 1 5.5cl 2oz
 H: 3.4cm
 Dia: 6.5cm
 CTN QTY 24

GF Items with a fully glazed foot



ENGINEERED FOR PERFORMANCE



CHURCHILL® super vitrified

PROFESSIONAL TABLEWARE THAT WORKS AS HARD AS YOU DO... GUARANTEED

The Churchill Super Vitrified body is one of the strongest in the world, delivering presentation that lasts. A comprehensive collection of ranges from classic to contemporary, whiteware to coloured glazes. A variety of shapes and sizes to provide your tabletop solution. The Churchill Super Vitrified collection offers solutions for chefs that work in fast moving, professionally disciplined back of house environments.

VAJILLA EXTRAORDINARIA QUE TRABAJA TAN DURO COMO USTED...GARANTIZADO

El cuerpo cerámico de Churchill Super Vitrified es uno de los más fuertes del mundo, entregando una presentación que dura. Una amplia colección de diseños desde clásicos hasta contemporáneos. La colección Churchill Super Vitrified ofrece una solución resistente para aquellos Chefs que trabajan en ambientes profesionales de gran concurrencia y demanda.

STOVIGLIE FORMIDABILI CHE LAVORANO DURAMENTE COME VOI...GARANTITO

Der Churchill Super Vitrified Body ist einer der stärksten Scherben der Welt und bietet allerhöchste Beständigkeit. Die umfangreiche Kollektion reicht von klassisch bis zeitgenössisch, von Weißware bis zu farbigen Glasuren. Eine Vielzahl von Formen und Größen für Ihre Tabletop-Lösung. Die Churchill Super Vitrified-Kollektionen eignen für Gastronomiebetriebe in denen ein intensives Arbeitsaufkommen, zuverlässiges und robustes Geschirr erfordert.

STRAORDINARIE STOVIGLIE CHE LAVORANO SODO TANTO QUANTO TE...GARANTITO

Il corpo ceramico Super Vetrified della Churchill è uno dei più forti al mondo e ci dà un prodotto la cui resa dura nel tempo. Un'ampia collezione: dal classico al contemporaneo. La Collezione Super Vetrified di Churchill offre soluzioni per chef che devono lavorare velocemente e con grande professionalità.

LA VAISSELLE SUPÉRIEUR QUI TRAVAILLEAUSSI DUR QUE VOUS...GARANTI

Le corps du ceramique super vitrifié est un des corps plus compétents dans le monde, qui donne la présentation dure. Churchill Super vitrifié est une gamme étendue du style classic et contemporain aussi. Les cuisiniers qui travaillent dans l'environnement très animé peuvent trouver les solutions parfaites dans la gamme de Churchill Super vitrifié.



MICROWAVE
SAFE



DISHWASHER
SAFE



FULLY
GLAZED BASE



STACKABLE



DURABLE
AND VITRIFIED



QUALITY &
CONFORMANCE



SUPERIOR
GLAZE FINISH



BRITISH STANDARD
EUROPEAN APPROVED
VITRIFIED HOTELWARE



BRITISH STANDARD
MECHANICAL DISHWASHER
RESISTANCE

Stonecast®

Each piece is unique...

🇬🇧 Stonecast is an exciting collection of hand finished ceramics from Churchill, designed in different styles to suit all manner of hospitality environments. Available in a variety of versatile designs, from the iconic original Stonecast range to innovative new designs such as semi-matte Stonecast Raw and minimal Stonecast Accents, while rustic Stonecast Melamine complements the ceramics collection, enhancing food displays. The nature of the ceramic manufacturing process means that every piece of Stonecast will be slightly different, adding to the overall charm of the product.

🇪🇸 Stonecast es una emocionante colección de cerámicas acabadas a mano de Churchill, diseñadas en diferentes estilos para adaptarse a todo tipo de entornos de hostelería. Disponible en una variedad de diseños versátiles, desde la icónica gama original de Stonecast hasta nuevos diseños innovadores como Stonecast Raw con un esmalte semimate y el diseño minimalista de Stonecast Accents, mientras que la melamina rústica de Stonecast complementa la colección de cerámica, mejorando las presentaciones de alimentos. La naturaleza del proceso de fabricación de la cerámica significa que cada pieza de Stonecast es ligeramente diferente, lo que aumenta el encanto general del producto.

🇩🇪 Stonecast ist eine aufregende Kollektion, handgefertigter Keramik von Churchill, die in verschiedenen Stilen entworfen wurde, um in alle Richtungen der Gastronomie zu bedienen. Erhältlich in einer Vielzahl vielseitiger Designs, von der Kultserie Original Stonecast, bis hin zu innovativen neuen Designs wie dem halbmatten Stonecast Raw und dem minimalistischen Stonecast Accents, während das rustikale Stonecast Melamin die Porzellankollektion ergänzt und die Speisenpräsentation aufwertet. Die Natur des keramischen Herstellungsprozesses bedeutet, dass sich jedes Stück Stonecast ein wenig voneinander unterscheidet, was den Charme und den Spirit der ganzen Kollektion ausmacht.

🇮🇹 Stonecast è un'entusiasmante collezione di ceramiche di Churchill rifinite a mano, progettate in diversi stili per adattarsi a tutti i tipi di ambienti dell'ospitalità. Disponibile in una varietà di decori versatili, dall'iconica gamma Stonecast originale a nuovi decori innovativi come Stonecast Raw semi-opaco ed il minimal Stonecast Accents, mentre la rustica Stonecast Melamine completa la collezione di ceramiche, migliorando l'esposizione delle pietanze. Il tipo di processo di produzione della ceramica fa sì che ogni pezzo di Stonecast sarà leggermente differente, aumentando il fascino generale del prodotto.

🇫🇷 Stonecast est une gamme riche et surprenante de porcelaine décorée à la main. Les styles sont nombreux pour s'adapter à tous les univers et aux thématiques de la restauration contemporaine. De l'emblématique gamme originale Stonecast aux nouveaux designs innovants tels que le semi-mat Stonecast Raw, le minimal Stonecast Accents ou encore la mélamine Barley White, toutes les déclinaisons de Stonecast mettent en valeur le dressage et les présentations des chefs. Tous les décors de la gamme Stonecast sont appliqués à la main, ainsi chaque pièce est unique et légèrement différente, ce qui ajoute au charme général du produit.

#stonecast #stonecasthints #stonecastpatina #stonecastaqueous #stonecastplume
#stonecastraw #stonecastaccents



HAND DECORATED



EACH PIECE IS UNIQUE



CHURCHILL® super vitrified

Stonecast®

Stonecast is a rustic tableware collection in colours inspired by the changing seasons and fresh ingredients, the design is hand decorated, making each piece unique.

Rustic charm revived

Lavender



COUPE PLATE
SLASEV111 28.8cm 11¼"
CTN QTY 12



COUPE PLATE
SLASEV101 26cm 10¼"
CTN QTY 12



COUPE PLATE
SLASEVP81 21.7cm 8½"
CTN QTY 12



COUPE PLATE
SLASEVP61 16.5cm 6½"
CTN QTY 12



COUPE BOWL
SLASEVB91 24.8cm 9¾"
113.6cl 40oz
CTN QTY 12



TRIANGLE PLATE
SLASTR9 1 22.9cm 9"
CTN QTY 12



TRIANGLE BOWL
SLASTRB91 23.5cm 9¼"
60cl 21oz
CTN QTY 12



TRIANGLE BOWL
SLASTRB61 15.3cm 6"
26cl 9oz
CTN QTY 12



CHEFS' OBLONG PLATE No.4
SLASXO141 35.5 x 18.9cm
13¾" x 7½"
CTN QTY 6



CHEFS' OBLONG PLATE No.3
SLASXO111 29.8 x 15.3cm
11¾" x 6"
CTN QTY 12



Covered by Churchill 5 Year Edge Chip Warranty

NEW ADDITIONS

Stonecast®

Rustic charm revived

Petal Pink



COUPE PLATE
SPPSEV111 28.8cm 11¼"
CTN QTY 12



COUPE PLATE
SPPSEV101 26cm 10¼"
CTN QTY 12



COUPE PLATE
SPPSEVP81 21.7cm 8½"
CTN QTY 12



COUPE PLATE
SPPSEVP61 16.5cm 6½"
CTN QTY 12

NEW



COUPE BOWL
SPPSEVB91 24.8cm 9¾"
113.6cl 40oz
CTN QTY 12

NEW



CHEFS' WALLED PLATE
SPPSWP261 26cm 10¼"
H: 2cm
CTN QTY 6



CHEFS' WALLED PLATE
SPPSWP211 21cm 8¼"
H: 2cm
CTN QTY 6



TRIANGLE PLATE
SPPSTR9 1 22.9cm 9"
CTN QTY 12



TRIANGLE BOWL
SPPSTRB91 23.5cm 9¼"
60cl 21oz
CTN QTY 12



TRIANGLE BOWL
SPPSTRB61 15.3cm 6"
26cl 9oz
CTN QTY 12



CHEFS' OBLONG PLATE No.4
SPPSXO141 35.5 x 18.9cm
13¾" x 7¾"
CTN QTY 6



CHEFS' OBLONG PLATE No.3
SPPSXO111 29.8 x 15.3cm
11¾" x 6"
CTN QTY 12



CHURCHILL[®] super vitrified

Stonecast[®]

Rustic charm revived

Blueberry



COUPE PLATE
SBBSEV111 28.8cm 11 1/4"
 CTN QTY 12
SBBSEV101 26cm 10 1/4"
 CTN QTY 12



COUPE PLATE
SBBSEVP81 21.7cm 8 5/8"
 CTN QTY 12
SBBSEVP61 16.5cm 6 1/2"
 CTN QTY 12



COUPE BOWL
SBBSPLC21 31cm 12"
 240cl 84.5oz
 CTN QTY 6



COUPE BOWL
SBBSEVB91 24.8cm 9 3/4"
 113.6cl 40oz
 CTN QTY 12
SBBSEVB71 18.2cm 7 1/4"
 42.6cl 15oz
 CTN QTY 12



CHEFS' WALLED PLATE
SBBSWP261 26cm 10 1/4"
 H: 2cm
 CTN QTY 6



CHEFS' WALLED PLATE
SBBSWP211 21cm 8 1/4"
 H: 2cm
 CTN QTY 6



TRIANGLE PLATE
SBBSTR121 31.1cm 12 1/4"
 CTN QTY 6
SBBSTR101 26.5cm 10 1/2"
 CTN QTY 12
SBBSTR9 1 22.9cm 9"
 CTN QTY 12
SBBSTR7 1 19.2cm 7 3/4"
 CTN QTY 12



TRIANGLE BOWL
SBBSTRB91 23.5cm 9 1/4"
 60cl 21oz
 CTN QTY 12
SBBSTRB71 18.5cm 7 1/4"
 37cl 13oz
 CTN QTY 12
SBBSTRB61 15.3cm 6"
 26cl 9oz
 CTN QTY 12



TRIANGLE SHALLOW BOWL
SBBSTB271 27.2 x 26.7cm
 10 3/4" x 10 1/2"
 78cl 27oz
 CTN QTY 12
SBBSTB231 21 x 21cm
 8 1/4" x 8 1/4"
 41cl 14oz
 CTN QTY 12



CHEFS' TRIANGLE PLATE
SBBSTC361 35.6 x 25cm
 14" x 9 3/4"
 CTN QTY 6



CHEFS' TRIANGLE PLATE
SBBSTC351 35.5 x 18.8cm
 13 3/4" x 7 3/8"
 CTN QTY 6
SBBSTC301 30.4 x 20.5cm
 12" x 8"
 CTN QTY 6



CHEFS' TRIANGLE PLATE
SBBSTC261 26.5 x 20.5cm
 10 1/2" x 8"
 CTN QTY 12



CHEFS' OBLONG PLATTER No. 9
SBBSXPT141 34.4 x 23.4cm
 13 1/2" x 9 1/4"
 CTN QTY 6



CHEFS' OBLONG PLATE No. 8
SBBSOBL141 30 x 19.9cm
 12" x 7 7/8"
 CTN QTY 6



CHEFS' OBLONG PLATE No. 4
SBBSXO141 35.5 x 18.9cm
 13 3/4" x 7 3/8"
 CTN QTY 6



CHEFS' OBLONG PLATE No. 3
SBBSXO111 29.8 x 15.3cm
 11 3/4" x 6"
 CTN QTY 12
CHEFS' OBLONG PLATE No. 2
SBBSXO101 26.9 x 12.7cm
 10 1/2" x 5"
 CTN QTY 12



Covered by Churchill 5 Year Edge Chip Warranty

CHURCHILL® super vitrified

Stonecast®

Rustic charm revived

Samphire Green



COUPE PLATE
SSGSEV111 28.8cm 11¼"
 CTN QTY 12
SSGSEV101 26cm 10¼"
 CTN QTY 12



COUPE PLATE
SSGSEVP81 21.7cm 8½"
 CTN QTY 12
SSGSEVP61 16.5cm 6½"
 CTN QTY 12



COUPE BOWL
SSGSPLC21 31cm 12"
 240cl 84.5oz
 CTN QTY 6



COUPE BOWL
SSGSEVB91 24.8cm 9¾"
 113.6cl 40oz
 CTN QTY 12
SSGSEVB71 18.2cm 7¼"
 42.6cl 15oz
 CTN QTY 12



CHEFS' WALLED PLATE
SSGSWP261 26cm 10¼"
 H: 2cm
 CTN QTY 6



CHEFS' WALLED PLATE
SSGSWP211 21cm 8¼"
 H: 2cm
 CTN QTY 6



TRIANGLE PLATE
SSGSTR121 31.1cm 12¼"
 CTN QTY 6
SSGSTR101 26.5cm 10½"
 CTN QTY 12



TRIANGLE PLATE
SSGSTR91 22.9cm 9"
 CTN QTY 12
SSGSTR71 19.2cm 7½"
 CTN QTY 12



TRIANGLE BOWL
SSGSTRB91 23.5cm 9¼"
 60cl 21oz
 CTN QTY 12
SSGSTRB71 18.5cm 7¼"
 37cl 13oz
 CTN QTY 12



TRIANGLE BOWL
SSGSTRB61 15.3cm 6"
 26cl 9oz
 CTN QTY 12



CHEFS' TRIANGLE PLATE
SSGSTC351 35.5 x 18.8cm
 13¾" x 7½"
 CTN QTY 6
SSGSTC301 30.4 x 20.5cm
 12" x 8"
 CTN QTY 6



CHEFS' TRIANGLE PLATE
SSGSTC261 26.5 x 20.5cm
 10½" x 8"
 CTN QTY 12



CHEFS' OBLONG PLATTER No. 9
SSGSXP141 34.4 x 23.4cm
 13½" x 9¼"
 CTN QTY 6
CHEFS' OBLONG PLATE No. 8
SSGSOBL41 30 x 19.9cm
 12" x 7¾"
 CTN QTY 6



CHEFS' OBLONG PLATE No. 4
SSGSXO141 35.5 x 18.9cm
 13¾" x 7½"
 CTN QTY 6
CHEFS' OBLONG PLATE No. 3
SSGSXO111 29.8 x 15.3cm
 11¾" x 6"
 CTN QTY 12



CHEFS' OBLONG PLATE No. 2
SSGSXO101 26.9 x 12.7cm
 10½" x 5"
 CTN QTY 12



CHEFS' GEO PLATE
SSGSGE351 35 x 18.5cm
 13¾" x 7¼"
 CTN QTY 6
SSGSGE301 30 x 15.5cm
 11¾" x 6¼"
 CTN QTY 12



Covered by Churchill 5 Year Edge Chip Warranty

CHURCHILL® super vitrified

Stonecast®

Rustic charm revived

Nutmeg Cream



COUPE PLATE
SNMSEV121 32.4cm 12¾"
 CTN QTY 6
SNMSEV111 28.8cm 11¼"
 CTN QTY 12



COUPE PLATE
SNMSEV101 26cm 10¼"
 CTN QTY 12
SNMSEVP81 21.7cm 8½"
 CTN QTY 12
SNMSEVP61 16.5cm 6½"
 CTN QTY 12



LARGE COUPE BOWL
SNMSPLC21 31cm 12"
 240cl 84.5oz
 CTN QTY 6



COUPE BOWL
SNMSEVB91 24.8cm 9¾"
 113.6cl 40oz
 CTN QTY 12



COUPE BOWL
SNMSEVB71 18.2cm 7¼"
 42.6cl 15oz
 CTN QTY 12



ORGANIC ROUND PLATE
SNMSOG111 28.6cm 11¼"
 CTN QTY 12
SNMSOG101 26.4cm 10½"
 CTN QTY 12



ORGANIC ROUND PLATE
SNMSOG8 1 21cm 8¼"
 CTN QTY 12
SNMSOG7 1 18.6cm 7¼"
 CTN QTY 12



ORGANIC ROUND BOWL
SNMSOGB11 25.3cm 9¾"
 110cl 38oz
 CTN QTY 12



TRIANGLE PLATE
SNMSTR121 31.1cm 12¼"
 CTN QTY 6



TRIANGLE PLATE
SNMSTR101 26.5cm 10½"
 CTN QTY 12



TRIANGLE PLATE
SNMSTR9 1 22.9cm 9"
 CTN QTY 12
SNMSTR7 1 19.2cm 7¾"
 CTN QTY 12



TRIANGLE BOWL
SNMSTRB91 23.5cm 9¼"
 60cl 21oz
 CTN QTY 12



TRIANGLE BOWL
SNMSTRB71 18.5cm 7¼"
 37cl 13oz
 CTN QTY 12
SNMSTRB61 15.3cm 6"
 26cl 9oz
 CTN QTY 12



OBLONG PLATE
SNMSOP141 34.5 x 18.5cm
 13½" x 7¼"
 CTN QTY 6
SNMSOP111 29.5 x 15cm
 11¾" x 6"
 CTN QTY 12



DEEP SQUARE PLATE
SNMSDS101 26.8cm 10½"
 CTN QTY 6



OVAL COUPE PLATE
SNMSOP7 1 19.2 x 16cm
 7¾" x 6¼"
 CTN QTY 12



Covered by Churchill 5 Year Edge Chip Warranty

Stonecast[®]

Rustic charm revived

Duck Egg Blue



COUPE PLATE
SDESEV121 32.4cm 12¾"
CTN QTY 6



COUPE PLATE
SDESEV111 28.8cm 11¼"
CTN QTY 12
SDESEV101 26cm 10¼"
CTN QTY 12



COUPE PLATE
SDESEVP81 21.7cm 8½"
CTN QTY 12



COUPE PLATE
SDESEVP61 16.5cm 6½"
CTN QTY 12



LARGE COUPE BOWL
SDESPLC21 31cm 12"
240cl 84.5oz
CTN QTY 6



COUPE BOWL
SDESEVB91 24.8cm 9¾"
113.6cl 40oz
CTN QTY 12



COUPE BOWL
SDESEVB71 18.2cm 7¼"
42.6cl 15oz
CTN QTY 12



DEEP COUPE PLATE
SDESPP271 28.1cm 11"
H: 3.7cm
CTN QTY 12

NEW



DEEP COUPE PLATE
SDESPP251 25.5cm 10"
H: 3.5cm
CTN QTY 12



DEEP COUPE PLATE
SDESPP221 22.5cm 8¾"
H: 2.7cm
CTN QTY 12



CHEFS' WALLED PLATE
SDESWP261 26cm 10¼"
H: 2cm
CTN QTY 6

NEW



CHEFS' WALLED PLATE
SDESWP211 21cm 8¼"
H: 2cm
CTN QTY 6



ORGANIC ROUND PLATE
SDESOG111 28.6cm 11¼"
CTN QTY 12



ORGANIC ROUND PLATE
SDESOG101 26.4cm 10½"
CTN QTY 12



ORGANIC ROUND PLATE
SDESOG8 1 21cm 8¼"
CTN QTY 12



ORGANIC ROUND PLATE
SDESOG7 1 18.6cm 7¼"
CTN QTY 12





ORGANIC ROUND BOWL
SDESOGB11 25.3cm 9 1/4"
 110cl 38oz
 CTN QTY 12



WIDE RIM BOWL
SDESVM121 28cm 11"
 46.8cl 16.5oz
 CTN QTY 12



WIDE RIM BOWL
SDESVM121 24cm 9 1/2"
 28.4cl 10oz
 CTN QTY 12



TRIANGLE PLATE
SDESTR121 31.1cm 12 1/4"
 CTN QTY 6
SDESTR101 26.5cm 10 1/2"
 CTN QTY 12



TRIANGLE PLATE
SDESTR91 22.9cm 9"
 CTN QTY 12
SDESTR71 19.2cm 7 3/4"
 CTN QTY 12



TRIANGLE BOWL
SDESTRB91 23.5cm 9 1/4"
 60cl 21oz
 CTN QTY 12



TRIANGLE BOWL
SDESTRB71 18.5cm 7 1/4"
 37cl 13oz
 CTN QTY 12
SDESTRB61 15.3cm 6"
 26cl 9oz
 CTN QTY 12



CHEFS' TRIANGLE PLATE
SDESTC351 35.5 x 18.8cm
 13 3/4" x 7 3/8"
 CTN QTY 6



CHEFS' TRIANGLE PLATE
SDESTC301 30.4 x 20.5cm
 12" x 8"
 CTN QTY 6



CHEFS' TRIANGLE PLATE
SDESTC261 26.5 x 20.5cm
 10 5/8" x 8"
 CTN QTY 12



OBLONG PLATE
SDESOP141 34.5 x 18.5cm
 13 1/2" x 7 1/4"
 CTN QTY 6
SDESOP111 29.5 x 14cm
 11 3/4" x 5 1/2"
 CTN QTY 12



DEEP SQUARE PLATE
SDESOS101 26.8cm 10 1/2"
 CTN QTY 6



OVAL PLATE
SDESOP71 19.2 x 16cm
 7 3/4" x 6 1/4"
 CTN QTY 12



NOODLE BOWL
SDESND11 107.5cl 37.8oz
 H: 7cm
 Dia: 18.3cm
 CTN QTY 6



SOUP BOWL
SDESRL61 47cl 16oz
 H: 6.3cm
 Dia: 13.2cm
 CTN QTY 12



SUGAR BOWL
SDESSG11 22.7cl 8oz
 H: 6.2cm
 Dia: 9.8cm
 CTN QTY 12



ZEST BOWL
SDESZE121 34cl 12oz
 H: 6.5cm
 Dia: 12.1cm
 CTN QTY 12



CAPPUCCINO CUP
SDESB441 50cl 17.5oz
 H: 7cm
 Dia: 11.5cm
 CTN QTY 6



CAPPUCCINO CUP
SDESCB401 46cl 16oz
 H: 7cm
 Dia: 11cm
 CTN QTY 6



CAPPUCCINO CUP
SDESCB281 34cl 12oz
 H: 6.5cm
 Dia: 11cm
 CTN QTY 12



CAPPUCCINO CUP
SDESCB201 22.7cl 8oz
 H: 5.5cm
 Dia: 9.5cm
 CTN QTY 12



SAUCER
SDESSC11 15.6cm 6 1/4"
 CTN QTY 12
 (Fits SDESCB441, SDESCB401,
 SDESCB281 & SDESCB201)



ESPRESSO CUP
SDESCB91 10cl 3.5oz
 H: 5.5cm
 Dia: 6.5cm
 CTN QTY 12



SAUCER
SDESS11 11.8cm 4 1/2"
 CTN QTY 12
 (Fits SDESCB91)



MUG
SDESVM121 34cl 12oz
 H: 11cm
 Dia: 8cm
 CTN QTY 12



BEVERAGE POT
SDESSB151 42.6cl 15oz
 H: 10.5cm
 CTN QTY 4
REPLACEMENT LID
SDESRL151
 CTN QTY 6



JUG
SDESSJ41 11.4cl 4oz
 H: 7cm
 CTN QTY 4



RIPPLE CHIP MUG
SDESRPCM1 28cl 10oz
 H: 9.5cm 3 3/4"
 Dia: 8.3cm 3 1/4"
 CTN QTY 12



RIPPLE DIP POT
SDESRPD21 5.7cl 2oz
 H: 5cm 2"
 Dia: 5.9cm 2 1/8"
 CTN QTY 12



SAUCE DISH
SDESSD31 9cl 3oz
 H: 4cm
 Dia: 8cm
 CTN QTY 12



SALT
SDESSSA1 7cm 2 1/2"
 CTN QTY 12
PEPPER
SDESSPE1 7cm 2 1/2"
 CTN QTY 12



BUD VASE
SDESSBV1 12.5cm 5"
 CTN QTY 6



CHURCHILL® super vitrified

Stonecast®

Rustic charm revived

Barley White



COUPE PLATE
SWHSEV121 32.4cm 12¾"
CTN QTY 6



COUPE PLATE
SWHSEV111 28.8cm 11¼"
CTN QTY 12
SWHSEV101 26cm 10¼"
CTN QTY 12



COUPE PLATE
SWHSEVP81 21.7cm 8½"
CTN QTY 12
SWHSEVP61 16.5cm 6½"
CTN QTY 12



LARGE COUPE BOWL
SWHSPLC21 31cm 12"
240cl 84.5oz
CTN QTY 6



COUPE BOWL
SWHSEVB91 24.8cm 9¾"
113.6cl 40oz
CTN QTY 12
SWHSEVB71 18.2cm 7¼"
42.6cl 15oz
CTN QTY 12



DEEP COUPE PLATE
SWHSPD271 28.1cm 11"
H: 3.7cm
CTN QTY 12



DEEP COUPE PLATE
SWHSPD251 25.5cm 10"
H: 3.5cm
CTN QTY 12
SWHSPD221 22.5cm 8¾"
H: 2.7cm
CTN QTY 12



CHEFS' WALLED PLATE
SWHSPW281 27.5cm 10¾"
H: 2cm
CTN QTY 6



CHEFS' WALLED PLATE
SWHSPW261 26cm 10¼"
H: 2cm
CTN QTY 6
SWHSPW211 21cm 8¼"
H: 2cm
CTN QTY 6



CHEFS' WALLED PLATE
SWHSPW161 15.7cm 6¼"
H: 2cm
CTN QTY 6



ORGANIC ROUND PLATE
SWHSGO111 28.6cm 11¼"
CTN QTY 12
SWHSGO101 26.4cm 10¾"
CTN QTY 12



ORGANIC ROUND PLATE
SWHSGO81 21cm 8¼"
CTN QTY 12
SWHSGO71 18.6cm 7¼"
CTN QTY 12



ORGANIC ROUND BOWL
SWHSGOB11 25.3cm 9¾"
110cl 38oz
CTN QTY 12



WIDE RIM BOWL
SWHSHVBL1 28cm 11"
46.8cl 16.5oz
CTN QTY 12



WIDE RIM BOWL
SWHSHVBM1 24cm 9½"
28.4cl 10oz
CTN QTY 12



TRIANGLE PLATE
SWHSTR121 31.1cm 12¼"
CTN QTY 6
SWHSTR101 26.5cm 10½"
CTN QTY 12



Covered by Churchill 5 Year Edge Chip Warranty

STONECAST • CHURCHILL SUPER VITRIFIED 77



TRIANGLE PLATE
SWHSTR9 1 22.9cm 9"
CTN QTY 12
SWHSTR7 1 19.2cm 7½"
CTN QTY 12



TRIANGLE BOWL
SWHSTRB91 23.5cm 9¼"
60cl 21oz
CTN QTY 12



TRIANGLE BOWL
SWHSTRB71 18.5cm 7¼"
37cl 13oz
CTN QTY 12
SWHSTRB61 15.3cm 6"
26cl 9oz
CTN QTY 12



TRIANGLE SHALLOW BOWL
SWHSTB271 27.2 x 26.7cm
10¾" x 10½"
78cl 27oz
CTN QTY 12
SWHSTB231 21 x 21cm
8¼" x 8¼"
41cl 14oz
CTN QTY 12



CHEFS' TRIANGLE
WALLED PLATE
SWHSWT271 26cm 10¼"
H: 2cm
CTN QTY 6



CHEFS' TRIANGLE
WALLED PLATE
SWHSWT211 20cm 7¾"
H: 2cm
CTN QTY 6



CHEFS' TRIANGLE PLATE
SWHSTC351 35.5 x 18.8cm
13¾" x 7½"
CTN QTY 6



CHEFS' TRIANGLE PLATE
SWHSTC301 30.4 x 20.5cm
12" x 8"
CTN QTY 6



CHEFS' TRIANGLE PLATE
SWHSTC261 26.5 x 20.5cm
10½" x 8"
CTN QTY 12



CHEFS' GEO PLATE
SWHSGE351 35 x 18.5cm
13¾" x 7¼"
CTN QTY 6



CHEFS' GEO PLATE
SWHSGE301 30 x 15.5cm
11¾" x 6½"
CTN QTY 12



CHEFS' OBLONG PLATE No. 4
SWHSXO141 35.5 x 18.9cm
13¾" x 7½"
CTN QTY 6



CHEFS' OBLONG PLATE No. 3
SWHSXO111 29.8 x 15.3cm
11¾" x 6"
CTN QTY 12



CHEFS' OBLONG PLATE No. 2
SWHSXO101 26.9 x 12.7cm
10½" x 5"
CTN QTY 12



CHEFS' OBLONG PLATE No. 1
SWHSXO7 1 20 x 12.1cm
7½" x 4¾"
CTN QTY 12



CHEFS' OBLONG PLATTER No. 9
SWHSXP141 34.4 x 23.4cm
13½" x 9¼"
CTN QTY 6



CHEFS' OBLONG PLATE No. 8
SWHSOBL41 30 x 19.9cm
12" x 7¾"
CTN QTY 6



CHEFS' OBLONG PLATE No. 7
SWHSOBL31 26.1 x 20.2cm
10¼" x 8"
CTN QTY 12



CHEFS' OBLONG PLATE No. 6
SWHSOBL21 23.7 x 15.7cm
9½" x 6½"
CTN QTY 12



CHEFS' OBLONG PLATE No. 5
SWHSOBL11 15.4 x 12.6cm
6" x 5"
CTN QTY 12



OBLONG PLATE
SWHSOP141 34.5 x 18.5cm
13½" x 7¼"
CTN QTY 6



OBLONG PLATE
SWHSOP111 29.5 x 14cm
11¾" x 5½"
CTN QTY 12



DEEP SQUARE PLATE
SWHSDS101 26.8cm 10½"
CTN QTY 6



OVAL COUPE PLATE
SWHSOP7 1 19.2 x 16cm
7½" x 6¼"
CTN QTY 12



ROUND DISH
SWHSID7 1 18.5 x 16.8cm
7¼" x 6¾"
35.8cl 12.6oz
CTN QTY 12



ROUND DISH
SWHSID6 1 16 x 14.5cm
6¼" x 5¾"
24.7cl 8.7oz
CTN QTY 12



HANDLED PADDLE
SWHSPDLH1 28.4cm 11¼"
CTN QTY 6



DEEP SKILLET PAN
SWHSPN2 1 24.5cm 9¾"
57cl 20oz
CTN QTY 6



SMALL SKILLET PAN
SWHSPN1 1 23cm 9"
37cl 13oz
CTN QTY 6



LIDDED STEW POT
SWHLSPT1 14cm 5½"
43cl 15oz
CTN QTY 6
REPLACEMENT LID
SWHSLD1 1
CTN QTY 6



INTERMEDIATE OVAL
EARED DISH
SWHSIOEN1 23.2 x 12.5cm
9¼" x 5"
38cl 13.4oz
CTN QTY 6



SMALL OVAL EARED DISH
SWHSOEN1 20.5 x 11.3cm
8¼" x 4½"
25.5cl 9oz
CTN QTY 6



CHURCHILL® super vitrified
Stonecast®

Barley White



LARGE ROUND EARED DISH
SWHSLREN1 17.5 x 21.5cm
 7" x 8½"
 59cl 20.8oz
 CTN QTY 6



SMALL ROUND EARED DISH
SWHSSREN1 15 x 18cm
 5¾" x 7¼"
 30cl 10.6oz
 CTN QTY 6



LASAGNE DISH
SWHSLASN1 16 x 12 x 5cm
 6¼" x 4¾" x 2"
 60cl 21.1oz
 CTN QTY 12



RAMEKIN
SWHSLRKN1 9cm 3½"
 19.5cl 6.9oz
 CTN QTY 24
SWHSSRKN1 7cm 2¾"
 9cl 3.2oz
 CTN QTY 24



NOODLE BOWL
SWHSSDBL1 107.5cl 37.8oz
 H: 8cm
 Dia: 18.3cm
 CTN QTY 6



SOUP BOWL
SWHSSBL61 47cl 16oz
 H: 6.3cm
 Dia: 13.2cm
 CTN QTY 12



SUGAR BOWL
SWHSSSGR1 22.7cl 8oz
 H: 6.2cm
 Dia: 9.8cm
 CTN QTY 12



ZEST BOWL
SWHSEZ121 34cl 12oz
 H: 6.5cm
 Dia: 12.1cm
 CTN QTY 12



STACKING BOWL
SWHVB141 36cl 12.6oz
 H: 5.5cm
 Dia: 11.5cm
 CTN QTY 6



STACKING CUP
SWHVSMB1 22cl 8oz
 H: 7cm
 Dia: 8.5cm
 CTN QTY 12



SAUCER
SWHVSVM1 15cm 5¾"
 CTN QTY 12
 (Fits SWHVSMB1)



CAPPUCCINO CUP
SWHSCB441 50cl 17.5oz
 H: 7cm
 Dia: 11.5cm
 CTN QTY 6
SWHSCB401 46cl 16oz
 H: 7cm
 Dia: 11.5cm
 CTN QTY 6



CAPPUCCINO CUP
SWHSCB281 34cl 12oz
 H: 6.5cm
 Dia: 11cm
 CTN QTY 12
SWHSCB111 28cl 10oz
 H: 6cm
 Dia: 11cm
 CTN QTY 12



CAPPUCCINO CUP
SWHSCB201 22.7cl 8oz
 H: 5.5cm
 Dia: 9.5cm
 CTN QTY 12
SWHSCB061 17cl 6oz
 H: 5.5cm
 Dia: 9cm
 CTN QTY 12



SAUCER
SWHSCSS1 15.6cm 6¼"
 CTN QTY 12
 (Fits SWHSCB441, SWHSCB401, SWHSCB281, SWHSCB111, SWHSCB201 & SWHSCB061)



ESPRESSO CUP
SWHSCB91 10cl 3.5oz
 H: 5.5cm
 Dia: 6.5cm
 CTN QTY 12



SAUCER
SWHSSS1 11.8cm 4½"
 CTN QTY 12
 (Fits SWHSCB91)



MUG
SWHSM121 34cl 12oz
 H: 11cm
 Dia: 8cm
 CTN QTY 12



BEVERAGE POT
SWHSSB301 85.2cl 30oz
 H: 15cm
 CTN QTY 4
REPLACEMENT LID
SWHSL301
 CTN QTY 6



BEVERAGE POT
SWHSSB151 42.6cl 15oz
 H: 10.5cm
 CTN QTY 4
REPLACEMENT LID
SWHSL151
 CTN QTY 6



JUG
SWHSSJ41 11.4cl 4oz
 H: 7cm
 CTN QTY 4



JUG
SWHSSJ21 5.6cl 2oz
 H: 5cm
 CTN QTY 12



RIPPLE CHIP MUG
SWHSSRPCM1 28cl 10oz
 H: 9.5cm
 Dia: 8.3cm
 CTN QTY 12



RIPPLE DIP POT
SWHSSRPD21 5.7cl 2oz
 H: 5cm
 Dia: 5.9cm
 CTN QTY 12



SAUCE DISH
SWHSSD31 9cl 3oz
 H: 4cm
 Dia: 8cm
 CTN QTY 12



SNACK BOWL
SWHSSB141 13cm 5¼"
 40cl 14oz
 H: 6.5cm
 CTN QTY 12



SHALLOW BOWL
SWHSSB891 13cm 5¼"
 26cl 9oz
 H: 4.5cm
 CTN QTY 12
SWHSSB861 11.6cm 4½"
 20cl 7oz
 H: 4cm
 CTN QTY 12



CHIP MUG
SWHSSBCM1 10cm 3¾"
 29cl 11oz
 H: 8cm
 CTN QTY 12



DEEP BOWL
SWHSSDB1 10.2cm 4"
 24cl 8.4oz
 H: 6cm
 CTN QTY 12



DIP POT
SWHSSBD41 8.5cm 3¾"
 11cl 4oz
 H: 5cm
 CTN QTY 12
SWHSSBD21 7cm 2¾"
 6cl 2oz
 H: 4cm
 CTN QTY 12



SALT
SWHSSSA1 7cm 2½"
 CTN QTY 12
PEPPER
SWHSSPE1 7cm 2½"
 CTN QTY 12



BUD VASE
SWHSSBV1 12.5cm 5"
 CTN QTY 6



CHURCHILL® super vitrified

Stonecast®

Rustic charm revived

Peppercorn Grey



COUPE PLATE
SPGSEV121 32.4cm 12½"
CTN QTY 6



COUPE PLATE
SPGSEV111 28.8cm 11¼"
CTN QTY 12



COUPE PLATE
SPGSEV101 26cm 10¼"
CTN QTY 12



COUPE PLATE
SPGSEV81 21.7cm 8½"
CTN QTY 12



COUPE PLATE
SPGSEV61 16.5cm 6½"
CTN QTY 12



LARGE COUPE BOWL
SPGSPLC21 31cm 12"
240cl 84.5oz
CTN QTY 6



COUPE BOWL
SPGSEV891 24.8cm 9¾"
113.6cl 40oz
CTN QTY 12



COUPE BOWL
SPGSEV871 18.2cm 7¼"
42.6cl 15oz
CTN QTY 12



DEEP COUPE PLATE
SPGSPD271 28.1cm 11"
H: 3.7cm
CTN QTY 12



DEEP COUPE PLATE
SPGSPD251 25.5cm 10"
H: 3.5cm
CTN QTY 12
SPGSPD221 22.5cm 8¾"
H: 2.7cm
CTN QTY 12



CHEFS' WALLED PLATE
SPGSWP281 27.5cm 10¾"
H: 2cm
CTN QTY 6



CHEFS' WALLED PLATE
SPGSWP261 26cm 10¼"
H: 2cm
CTN QTY 6



CHEFS' WALLED PLATE
SPGSWP211 21cm 8¼"
H: 2cm
CTN QTY 6



CHEFS' WALLED PLATE
SPGSWP161 15.7cm 6¼"
H: 2cm
CTN QTY 6



ORGANIC ROUND PLATE
SPGSOG111 28.6cm 11¼"
CTN QTY 12



ORGANIC ROUND PLATE
SPGSOG101 26.4cm 10¾"
CTN QTY 12
SPGSOG81 21cm 8¼"
CTN QTY 12



Covered by Churchill 5 Year Edge Chip Warranty



ORGANIC ROUND PLATE
SPGSOG7 1 18.6cm 7¼"
CTN QTY 12



ORGANIC ROUND BOWL
SPGSOGB11 25.3cm 9¾"
110cl 38oz
CTN QTY 12



WIDE RIM BOWL
SPGSVWBL1 28cm 11"
46.8cl 16.5oz
CTN QTY 12



WIDE RIM BOWL
SPGSVWBM1 24cm 9½"
28.4cl 10oz
CTN QTY 12



TRIANGLE PLATE
SPGSTR121 31.1cm 12¼"
CTN QTY 6
SPGSTR101 26.5cm 10½"
CTN QTY 12



TRIANGLE PLATE
SPGSTR9 1 22.9cm 9"
CTN QTY 12
SPGSTR7 1 19.2cm 7¾"
CTN QTY 12



TRIANGLE BOWL
SPGSTRB91 23.5cm 9¼"
60cl 21oz
CTN QTY 12



TRIANGLE BOWL
SPGSTRB71 18.5cm 7¼"
37cl 13oz
CTN QTY 12



TRIANGLE BOWL
SPGSTRB61 15.3cm 6"
26cl 9oz
CTN QTY 12



CHEFS' GEO PLATE
SPGSGE351 35 x 18.5cm
13½" x 7¼"
CTN QTY 6



CHEFS' GEO PLATE
SPGSGE301 30 x 15.5cm
11¾" x 6¼"
CTN QTY 12



CHEFS' TRIANGLE
WALLED PLATE
SPGSWT271 26cm 10¼"
H: 2cm
CTN QTY 6



CHEFS' TRIANGLE
WALLED PLATE
SPGSWT211 20cm 7¾"
H: 2cm
CTN QTY 6



CHEFS' OBLONG PLATE No. 4
SPGSXO141 35.5 x 18.9cm
13¾" x 7½"
CTN QTY 6



CHEFS' OBLONG PLATE No. 3
SPGSXO111 29.8 x 15.3cm
11¾" x 6"
CTN QTY 12



CHEFS' OBLONG PLATE No. 2
SPGSXO101 26.9 x 12.7cm
10½" x 5"
CTN QTY 12



CHEFS' OBLONG PLATE No. 1
SPGSXO7 1 20 x 12.1cm
7¾" x 4¾"
CTN QTY 12



CHEFS' OBLONG PLATTER No. 9
SPGSXP141 34.4 x 23.4cm
13½" x 9¼"
CTN QTY 6



CHEFS' OBLONG PLATE No. 8
SPGSOBL41 30 x 19.9cm
12" x 7⅞"
CTN QTY 6



CHEFS' OBLONG PLATE No. 7
SPGSOBL31 26.1 x 20.2cm
10¼" x 8"
CTN QTY 12



CHEFS' OBLONG PLATE No. 6
SPGSOBL21 23.7 x 15.7cm
9⅞" x 6¼"
CTN QTY 12



CHEFS' OBLONG PLATE No. 5
SPGSOBL11 15.4 x 12.6cm
6" x 5"
CTN QTY 12



OBLONG PLATE
SPGSOP141 34.5 x 18.5cm
13½" x 7¼"
CTN QTY 6



OBLONG PLATE
SPGSOP111 29.5 x 14cm
11½" x 5½"
CTN QTY 12



DEEP SQUARE PLATE
SPGSDS101 26.8cm 10½"
CTN QTY 6



OVAL COUPE PLATE
SPGSOP7 1 19.2 x 16cm
7¾" x 6¼"
CTN QTY 12



ROUND DISH
SPGSID7 1 18.5 x 16.8cm
7⅞" x 6⅝"
35.8cl 12.6oz
CTN QTY 12



ROUND DISH
SPGSID6 1 16 x 14.5cm
6¼" x 5¾"
24.7cl 8.7oz
CTN QTY 12



HANDLED PADDLE
SPGSPDLH1 28.4cm 11¼"
CTN QTY 6



DEEP SKILLET PAN
SPGSPN2 1 24.5cm 9⅝"
57cl 20oz
CTN QTY 6



DEEP SKILLET PAN
SPGSPN1 1 23cm 9"
37cl 13oz
CTN QTY 6



LIDDED STEW POT
SPGSLPT1 14cm 5½"
43cl 15oz
CTN QTY 6
REPLACEMENT LID
SPGSLD1 1
CTN QTY 6





Noodle Bowl
SPGSNDBL1 107.5cl 37.8oz
 H: 8cm Dia: 18.3cm
 CTN QTY 6



Soup Bowl
SPGSRBL61 47cl 16oz
 H: 6.3cm
 Dia: 13.2cm
 CTN QTY 12



Sugar Bowl
SPGSSSGR1 22.7cl 8oz
 H: 6.2cm
 Dia: 9.8cm
 CTN QTY 12



Zest Bowl
SPGSZE121 34cl 12oz
 H: 6.5cm
 Dia: 12.1cm
 CTN QTY 12



Stacking Bowl
SPGSVB141 36cl 12.6oz
 H: 5.5cm
 Dia: 11.5cm
 CTN QTY 6



Stacking Cup
SPGSVSC81 22cl 8oz
 H: 7cm
 Dia: 8.5cm
 CTN QTY 12



Saucer
SPGSVSM 1 15cm 5 7/8"
 CTN QTY 12
 (Fits SPGSVSC81)



Cappuccino Cup
SPGSCB281 34cl 12oz
 H: 6.5cm
 Dia: 11cm
 CTN QTY 12



Cappuccino Cup
SPGSCB111 28cl 10oz
 H: 6cm
 Dia: 11cm
 CTN QTY 12



Cappuccino Cup
SPGSCB201 22.7cl 8oz
 H: 5.5cm
 Dia: 9.5cm
 CTN QTY 12



Cappuccino Cup
SPGSCB061 17cl 6oz
 H: 5.5cm
 Dia: 9cm
 CTN QTY 12



Saucer
SPGSCSS 1 15.6cm 6 1/4"
 CTN QTY 12
 (Fits SPGSCB281, SPGSCB111,
 SPGSCB201 & SPGSCB061)



Espresso Cup
SPGSRP91 10cl 3.5oz
 H: 5.5cm
 Dia: 6.5cm
 CTN QTY 12



Saucer
SPGSESS 1 11.8cm 4 1/2"
 CTN QTY 12
 (Fits SPGSRP91)



Mug
SPGSVM121 34cl 12oz
 H: 11cm
 Dia: 8cm
 CTN QTY 12



Beverage Pot
SPGSB301 85.2cl 30oz
 H: 15cm
 CTN QTY 4
REPLACEMENT LID
SPGSRLL301
 CTN QTY 6



Beverage Pot
SPGSB151 42.6cl 15oz
 H: 10.5cm
 CTN QTY 4
REPLACEMENT LID
SPGSRLL151
 CTN QTY 6



Jug
SPGSJ41 11.4cl 4oz
 H: 7cm
 CTN QTY 4



Jug
SPGSJ21 5.6cl 2oz
 H: 5cm
 CTN QTY 12



Ripple Chip Mug
SPGSRPCM1 28cl 10oz
 H: 9.5cm
 Dia: 8.3cm
 CTN QTY 12



Ripple Dip Pot
SPGSRPD21 5.7cl 2oz
 H: 5cm
 Dia: 5.9cm
 CTN QTY 12



Sauce Dish
SPGSSD3 1 9cl 3oz
 H: 4cm
 Dia: 8cm
 CTN QTY 12



Snack Bowl
SPGSB141 13cm 5 1/4"
 40cl 14oz
 CTN QTY 12



Shallow Bowl
SPGSB91 13cm 5 1/4"
 26cl 9oz
 CTN QTY 12



Shallow Bowl
SPGSB61 11.6cm 4 5/8"
 20cl 7oz
 CTN QTY 12



Chip Mug
SPGSBSCM1 10cm 3 7/8"
 29cl 11oz
 CTN QTY 12



Deep Bowl
SPGSBDB1 10.2cm 4"
 24cl 8.4oz
 CTN QTY 12



Dip Pot
SPGSBDD1 8.5cm 3 3/8"
 11cl 4oz
 CTN QTY 12



Dip Pot
SPGSBDD21 7cm 2 3/4"
 6cl 2oz
 CTN QTY 12



CHURCHILL[®] super vitrified

Stonecast[®]

Rustic charm revived

Cornflower Blue



LARGE COUPE PLATE
SCFSEV121 32.4cm 12 3/4"
CTN QTY 6



COUPE PLATE
SCFSEV111 28.8cm 11 1/4"
CTN QTY 12
SCFSEV101 26cm 10 1/4"
CTN QTY 12



COUPE PLATE
SCFSEVP81 21.7cm 8 5/8"
CTN QTY 12



COUPE PLATE
SCFSEVP61 16.5cm 6 1/2"
CTN QTY 12



LARGE COUPE BOWL
SCFSPLC21 31cm 12"
240cl 84.5oz
CTN QTY 6



COUPE BOWL
SCFSEVB91 24.8cm 9 3/4"
113.6cl 40oz
CTN QTY 12



COUPE BOWL
SCFSEVB71 18.2cm 7 1/4"
42.6cl 15oz
CTN QTY 12



WIDE RIM BOWL
SCFVWBL1 28cm 11"
46.8cl 16.5oz
CTN QTY 12



WIDE RIM BOWL
SCFVWBM1 24cm 9 1/2"
28.4cl 10oz
CTN QTY 12



TRIANGLE PLATE
SCFSTR121 31.1cm 12 1/4"
CTN QTY 6



TRIANGLE PLATE
SCFSTR101 26.5cm 10 1/2"
CTN QTY 12



TRIANGLE PLATE
SCFSTR9 1 22.9cm 9"
CTN QTY 12



Covered by Churchill 5 Year Edge Chip Warranty



TRIANGLE PLATE
SCFSTR7 1 19.2cm 7½"
CTN QTY 12



TRIANGLE BOWL
SCFSTRB91 23.5cm 9¼"
60cl 21oz
CTN QTY 12



TRIANGLE BOWL
SCFSTRB71 18.5cm 7¼"
37cl 13oz
CTN QTY 12



TRIANGLE BOWL
SCFSTRB61 15.3cm 6"
26cl 9oz
CTN QTY 12



OBLONG PLATE
SCFSOP141 34.5 x 18.5cm
13½" x 7¼"
CTN QTY 6



OBLONG PLATE
SCFSOP111 29.5 x 14cm
11½" x 5½"
CTN QTY 12



DEEP SQUARE PLATE
SCFSDS101 26.8cm 10½"
CTN QTY 6



OVAL COUPE PLATE
SCFSOP7 1 19.2 x 16cm
7½" x 6¼"
CTN QTY 12



SUGAR BOWL
SCFSSGR1 22.7cl 8oz
H: 6.2cm
Dia: 9.8cm
CTN QTY 12



ZEST BOWL
SCFSZE121 34cl 12oz
H: 6.5cm
Dia: 12.1cm
CTN QTY 12



CAPPUCCINO CUP
SCFSCB281 34cl 12oz
H: 6.5cm
Dia: 11cm
CTN QTY 12



CAPPUCCINO CUP
SCFSCB201 22.7cl 8oz
H: 5.5cm
Dia: 9.5cm
CTN QTY 12



SAUCER
SCFSCS 1 15.6cm 6¼"
CTN QTY 12
(Fits SCFSCB281 & SCFSCB201)



ESPRESSO CUP
SCFSCEB91 10cl 3.5oz
H: 5.5cm
Dia: 6.5cm
CTN QTY 12



SAUCER
SCFSESS 1 11.8cm 4½"
CTN QTY 12
(Fits SCFSCEB91)



MUG
SCFSVM121 34cl 12oz
H: 11cm
Dia: 8cm
CTN QTY 12



BEVERAGE POT
SCFSSB151 42.6cl 15oz
H: 10.5cm
CTN QTY 4



JUG
SCFSSJ4 1 11.4cl 4oz
H: 7cm
CTN QTY 4



SAUCE DISH
SCFSSD3 1 9cl 3oz
H: 4cm
Dia: 8cm
CTN QTY 12

REPLACEMENT LID
SCFSRL151
CTN QTY 6



CHURCHILL® super vitrified

Stonecast®

Rustic charm revived

Spiced Orange



COUPE PLATE
SSOSEV121 32.4cm 12 3/4"
CTN QTY 6



COUPE PLATE
SSOSEV111 28.8cm 11 1/4"
CTN QTY 12
SSOSEV101 26cm 10 1/4"
CTN QTY 12



COUPE PLATE
SSOSEVP81 21.7cm 8 5/8"
CTN QTY 12



COUPE PLATE
SSOSEVP61 16.5cm 6 1/2"
CTN QTY 12



LARGE COUPE BOWL
SSOSPLC21 31cm 12"
240cl 84.5oz
CTN QTY 6



COUPE BOWL
SSOSEVB91 24.8cm 9 3/4"
113.6cl 40oz
CTN QTY 12



COUPE BOWL
SSOSEVB71 18.2cm 7 1/4"
42.6cl 15oz
CTN QTY 12



WIDE RIM BOWL
SSOSVWB1 28cm 11"
46.8cl 16.5oz
CTN QTY 12



WIDE RIM BOWL
SSOSVWB1 24cm 9 1/2"
28.4cl 10oz
CTN QTY 12



TRIANGLE PLATE
SSOSTR121 31.1cm 12 1/4"
CTN QTY 6



TRIANGLE PLATE
SSOSTR101 26.5cm 10 1/2"
CTN QTY 12



TRIANGLE PLATE
SSOSTR9 1 22.9cm 9"
CTN QTY 12





TRIANGLE PLATE
SSOSTR7 1 19.2cm 7½"
CTN QTY 12



TRIANGLE BOWL
SSOSTRB91 23.5cm 9¼"
60cl 21oz
CTN QTY 12



TRIANGLE BOWL
SSOSTRB71 18.5cm 7¼"
37cl 13oz
CTN QTY 12



TRIANGLE BOWL
SSOSTRB61 15.3cm 6"
26cl 9oz
CTN QTY 12



OBLONG PLATE
SSOSOP141 34.5 x 18.5cm
13½" x 7¼"
CTN QTY 6



OBLONG PLATE
SSOSOP111 29.5 x 14cm
11¾" x 5½"
CTN QTY 12



DEEP SQUARE PLATE
SSOSDS101 26.8cm 10½"
CTN QTY 6



OVAL COUPE PLATE
SSOSOP7 1 19.2 x 16cm
7½" x 6¼"
CTN QTY 12



NOODLE BOWL
SSOSNDBL1 107.5cl 37.8oz
H: 8cm Dia: 18.3cm
CTN QTY 6



SOUP BOWL
SSOSRBL61 47cl 16oz
H: 6.3cm
Dia: 13.2cm
CTN QTY 12



SUGAR BOWL
SSOSSGR1 22.7cl 8oz
H: 6.2cm
Dia: 9.8cm
CTN QTY 12



ZEST BOWL
SSOSZE121 34cl 12oz
H: 6.5cm
Dia: 12.1cm
CTN QTY 12



CAPPUCCINO CUP
SSOSCB281 34cl 12oz
H: 6.5cm
Dia: 11cm
CTN QTY 12



CAPPUCCINO CUP
SSOSCB201 22.7cl 8oz
H: 5.5cm
Dia: 9.5cm
CTN QTY 12



SAUCER
SSOSCSS 1 15.6cm 6¼"
CTN QTY 12
(Fits SSOSCB281 & SSOSCB201)



ESPRESSO CUP
SSOSCEB91 10cl 3.5oz
H: 5.5cm
Dia: 6.5cm
CTN QTY 12



SAUCER
SSOSESS 1 11.8cm 4½"
CTN QTY 12
(Fits SSOSCEB91)



MUG
SSOSVM121 34cl 12oz
H: 11cm
Dia: 8cm
CTN QTY 12



BEVERAGE POT
SSOSSB151 42.6cl 15oz
H: 10.5cm
CTN QTY 4
REPLACEMENT LID
SSOSRL151
CTN QTY 6



JUG
SSOSJ4 1 11.4cl 4oz
H: 7cm
CTN QTY 4



RIPPLE CHIP MUG
SSOSRPCM1 28cl 10oz
H: 9.5cm
Dia: 8.3cm
CTN QTY 12



RIPPLE DIP POT
SSOSRPD21 5.7cl 2oz
H: 5cm
Dia: 5.9cm
CTN QTY 12



SAUCE DISH
SSOSSD3 1 9cl 3oz
H: 4cm
Dia: 8cm
CTN QTY 12

CHURCHILL® super vitrified

Stonecast®

Rustic charm revived

Mustard Seed Yellow



COUPE PLATE
SMSSEV121 32.4cm 12¾"
 CTN QTY 6



COUPE PLATE
SMSSEV111 28.8cm 11¼"
 CTN QTY 12
SMSSEV101 26cm 10¼"
 CTN QTY 12



COUPE PLATE
SMSSEVP81 21.7cm 8⅝"
 CTN QTY 12
SMSSEVP61 16.5cm 6½"
 CTN QTY 12



LARGE COUPE BOWL
SMSSPLC21 31cm 12"
 240cl 84.5oz
 CTN QTY 6



COUPE BOWL
SMSSEVB91 24.8cm 9¾"
 113.6cl 40oz
 CTN QTY 12



COUPE BOWL
SMSSEVB71 18.2cm 7¼"
 42.6cl 15oz
 CTN QTY 12



WIDE RIM BOWL
SMSSVWBL1 28cm 11"
 46.8cl 16.5oz
 CTN QTY 12



WIDE RIM BOWL
SMSSVWBM1 24cm 9½"
 28.4cl 10oz
 CTN QTY 12



TRIANGLE PLATE
SMSSTR121 31.1cm 12¼"
 CTN QTY 6
SMSSTR101 26.5cm 10½"
 CTN QTY 12



TRIANGLE PLATE
SMSSTR9 1 22.9cm 9"
 CTN QTY 12
SMSSTR7 1 19.2cm 7¾"
 CTN QTY 12



TRIANGLE BOWL
SMSSTRB91 23.5cm 9¼"
 60cl 21oz
 CTN QTY 12
SMSSTRB71 18.5cm 7¼"
 37cl 13oz
 CTN QTY 12



TRIANGLE BOWL
SMSSTRB61 15.3cm 6"
 26cl 9oz
 CTN QTY 12



OBLONG PLATE
SMSSDP141 34.5 x 18.5cm
 13½" x 7¼"
 CTN QTY 6



OBLONG PLATE
SMSSDP111 29.5 x 14cm
 11¾" x 5½"
 CTN QTY 12



DEEP SQUARE PLATE
SMSSDS101 26.8cm 10½"
 CTN QTY 6



OVAL COUPE PLATE
SMSOP7 1 19.2 x 16cm
 7¾" x 6¼"
 CTN QTY 12



CHURCHILL® super vitrified

Stonecast®

Rustic charm revived

Berry Red



COUPE PLATE
SBRSEV121 32.4cm 12¾"
CTN QTY 6



COUPE PLATE
SBRSEV111 28.8cm 11¼"
CTN QTY 12
SBRSEV101 26cm 10¼"
CTN QTY 12



COUPE PLATE
SBRSEVP81 21.7cm 8⅝"
CTN QTY 12
SBRSEVP61 16.5cm 6½"
CTN QTY 12



LARGE COUPE BOWL
SBRSPLC21 31cm 12"
240cl 84.5oz
CTN QTY 6



COUPE BOWL
SBRSEVB91 24.8cm 9¾"
113.6cl 40oz
CTN QTY 12
SBRSEVB71 18.2cm 7¼"
42.6cl 15oz
CTN QTY 12



WIDE RIM BOWL
SBRSVWBL1 28cm 11"
46.8cl 16.5oz
CTN QTY 12
SBRSVWBM1 24cm 9½"
28.4cl 10oz
CTN QTY 12



TRIANGLE PLATE
SBRSTR121 31.1cm 12¼"
CTN QTY 6



TRIANGLE PLATE
SBRSTR101 26.5cm 10½"
CTN QTY 12



TRIANGLE PLATE
SBRSTR9 1 22.9cm 9"
CTN QTY 12
SBRSTR7 1 19.2cm 7⅝"
CTN QTY 12



TRIANGLE BOWL
SBRSTRB91 23.5cm 9¼"
60cl 21oz
CTN QTY 12



TRIANGLE BOWL
SBRSTRB71 18.5cm 7¼"
37cl 13oz
CTN QTY 12
SBRSTRB61 15.3cm 6"
26cl 9oz
CTN QTY 12



OBLONG PLATE
SBR SOP141 34.5 x 18.5cm
13½" x 7¼"
CTN QTY 6



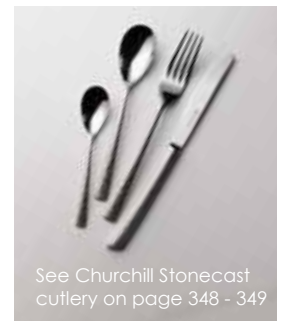
OBLONG PLATE
SBR SOP111 29.5 x 14cm
11¾" x 5½"
CTN QTY 12



SQUARE PLATE
SBRSDS101 26.8cm 10½"
CTN QTY 6



OVAL COUPE PLATE
SBR SOP7 1 19.2 x 16cm
7½" x 6¼"
CTN QTY 12



See Churchill Stonecast cutlery on page 348 - 349



CHURCHILL® super vitrified

Stonecast®

Hints is designed for those who want the rustic Stonecast look but with just a hint of colour, hand decorated with a fine speckled and stippled edge band.

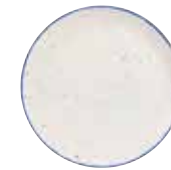
HINTS

A Hint of Colour

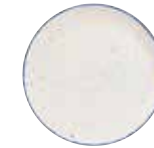
Indigo Blue



COUPE PLATE
SHBIEV121 32.4cm 12½"
CTN QTY 6



COUPE PLATE
SHBIEV111 28.8cm 11¼"
CTN QTY 12
SHBIEV101 26cm 10¼"
CTN QTY 12



COUPE PLATE
SHBIEVP81 21.7cm 8½"
CTN QTY 12



COUPE PLATE
SHBIEVP61 16.5cm 6½"
CTN QTY 12



COUPE BOWL
SHBIEVB91 24.8cm 9¾"
113.6cl 40oz
CTN QTY 12



COUPE BOWL
SHBIEVB71 18.2cm 7¼"
42.6cl 15oz
CTN QTY 12



TRIANGLE PLATE
SHBITR121 31.1cm 12¼"
CTN QTY 6



TRIANGLE PLATE
SHBITR101 26.5cm 10½"
CTN QTY 12



TRIANGLE PLATE
SHBITR91 22.9cm 9"
CTN QTY 12



TRIANGLE BOWL
SHBITRB91 23.5cm 9¼"
60cl 21oz
CTN QTY 12



TRIANGLE BOWL
SHBITRB61 15.3cm 6"
26cl 9oz
CTN QTY 12



CHEFS' OBLONG PLATTER No.9
SHBIXP141 34.4 x 23.4cm
13½" x 9¼"
CTN QTY 6



CHEFS' OBLONG PLATE No.4
SHBIXO141 35.5 x 18.9cm
13¾" x 7½"
CTN QTY 6



CHEFS' OBLONG PLATE No.3
SHBIXO111 29.8 x 15.3cm
11¾" x 6"
CTN QTY 12



OVAL PLATE
SHBID121 30.5cm 12"
CTN QTY 12



OVAL PLATE
SHBID101 25.4cm 10"
CTN QTY 12



CHURCHILL[®] super vitrified

Stonecast[®]

HINTS BUFFET

Add a touch of rusticity to food displays with buffetware decorated with the fine speckle and stippled edge band of Stonecast Hints.

A Hint of Colour



Indigo Blue



LARGE COUPE BOWL
SHBIAC141 38.5 x 8.8cm
15 1/2" x 3 1/2"
500cl 175oz
CTN QTY 4



SQUARE BUFFET TRAY
SHBIAS1 30.3 x 30.3cm
11 7/8" x 11 7/8"
CTN QTY 4



RECTANGULAR BUFFET TRAY
SHBIART1 30 x 14.5cm
11 3/4" x 5 3/4"
CTN QTY 6



SQUARE DISH
SHBISBD1 25 x 25 x 6.2cm
10" x 10" x 2 1/2"
2ltr 70.4oz
CTN QTY 6



SMALL DISH
SHBIRCD1 18 x 19.4 x 11.5cm
7" x 6 1/2" x 4 1/2"
2ltr 70.4oz
CTN QTY 4



2/4 FLAT TRAY
SHBISLBD1 53 x 15 x 2.5cm
21" x 6" x 1"
1.4ltr 50oz
CTN QTY 4



RECTANGULAR DISH
SHBIXLBD1 53 x 32.5 x 6.2cm
21" x 13" x 2 1/2"
6ltr 211.8oz
CTN QTY 2
SHBILBD1 53 x 16 x 6.2cm
21" x 6 1/2" x 2 1/2"
3ltr 105.6oz
CTN QTY 2



RECTANGULAR DISH
SHBIRLBD1 38 x 25 x 6.2cm
15" x 10" x 2 1/2"
3.5ltr 123.2oz
CTN QTY 4

Barley White



LARGE COUPE BOWL
SHWHAC141 38.5 x 8.8cm
15 1/2" x 3 1/2"
500cl 175oz
CTN QTY 4



SQUARE BUFFET TRAY
SHWHAST1 30.3 x 30.3cm
11 7/8" x 11 7/8"
CTN QTY 4



RECTANGULAR BUFFET TRAY
SHWHART1 30 x 14.5cm
11 3/4" x 5 3/4"
CTN QTY 6



SQUARE DISH
SHWHSD1 25 x 25 x 6.2cm
10" x 10" x 2 1/2"
2ltr 70.4oz
CTN QTY 6



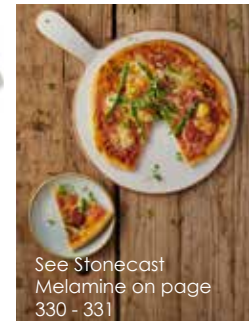
SMALL DISH
SHWHRC1 18 x 19.4 x 11.5cm
7" x 6 1/2" x 4 1/2"
2ltr 70.4oz
CTN QTY 4



2/4 FLAT TRAY
SHWHSLBD1 53 x 15 x 2.5cm
21" x 6" x 1"
1.4ltr 50oz
CTN QTY 4



RECTANGULAR DISH
SHWHXLBD1 53 x 32.5 x 6.2cm
21" x 13" x 2 1/2"
6ltr 211.8oz
CTN QTY 2
SHWHLBD1 53 x 16 x 6.2cm
21" x 6 1/2" x 2 1/2"
3ltr 105.6oz
CTN QTY 2
SHWHRLBD1 38 x 25 x 6.2cm
15" x 10" x 2 1/2"
3.5ltr 123.2oz
CTN QTY 4



See Stonecast
Melamine on page
330 - 331



NEW COLOUR

CHURCHILL® super vitrified

ACCENTS

Stonecast®

A subtle alternative to all over colour, Stonecast Accents incorporates white space into the iconic spinwash design. Accents brings a contemporary feel to the collection, while maintaining the rustic character of Stonecast.

Subtle Colour Balance

Petal Pink



COUPE PLATE
ASPPEV111 28.8cm 11¼"
CTN QTY 12



COUPE PLATE
ASPPEV101 26cm 10¼"
CTN QTY 12



COUPE PLATE
ASPPEVP81 21.7cm 8½"
CTN QTY 12



COUPE BOWL
ASPPEVB91 24.8cm 9¾"
113.6cl 40oz
CTN QTY 12



COUPE BOWL
ASPPEVB71 18.2cm 7¼"
42.6cl 15oz
CTN QTY 12



CHEFS' OBLONG PLATE No.4
ASPPXO141 35.5 x 18.9cm
13¾" x 7½"
CTN QTY 6



CHEFS' OBLONG PLATE No.3
ASPPXO111 29.8 x 15.3cm
11¾" x 6"
CTN QTY 12



CHURCHILL® super vitrified

Stonecast®

Subtle Colour Balance

ACCENTS Duck Egg Blue



COUPE PLATE
ASDEEV111 28.8cm 11¼"
CTN QTY 12



COUPE PLATE
ASDEEV101 26cm 10¼"
CTN QTY 12



COUPE PLATE
ASDEEVP81 21.7cm 8½"
CTN QTY 12



COUPE PLATE
ASDEEVP61 16.5cm 6½"
CTN QTY 12



COUPE BOWL
ASDEEV891 24.8cm 9¾"
113.6cl 40oz
CTN QTY 12



COUPE BOWL
ASDEEV871 18.2cm 7¼"
42.6cl 15oz
CTN QTY 12



TRIANGLE PLATE
ASDETR101 26.5cm 10½"
CTN QTY 12



TRIANGLE PLATE
ASDETR91 22.9cm 9"
CTN QTY 12



TRIANGLE BOWL
ASDETR891 23.5cm 9¼"
60cl 21oz
CTN QTY 12



TRIANGLE BOWL
ASDETR871 18.5cm 7¼"
37cl 13oz
CTN QTY 12



CHEFS' OBLONG PLATE No.4
ASDEXO141 35.5 x 18.9cm
13¾" x 7½"
CTN QTY 6



CHEFS' OBLONG PLATE No.3
ASDEXO111 29.8 x 15.3cm
11¾" x 6"
CTN QTY 12



CHURCHILL® super vitrified

Stonecast®

Subtle Colour Balance


ACCENTS
Blueberry




COUPE PLATE
ASBLEV111 28.8cm 11¼"
CTN QTY 12



COUPE PLATE
ASBLEV101 26cm 10¼"
CTN QTY 12



COUPE PLATE
ASBLEVP81 21.7cm 8½"
CTN QTY 12



COUPE PLATE
ASBLEVP61 16.5cm 6½"
CTN QTY 12



COUPE BOWL
ASBLEVB91 24.8cm 9¾"
113.6cl 40oz
CTN QTY 12




COUPE BOWL
ASBLEVB71 18.2cm 7¼"
42.6cl 15oz
CTN QTY 12



TRIANGLE PLATE
ASBLTR101 26.5cm 10½"
CTN QTY 12



TRIANGLE PLATE
ASBLTR91 22.9cm 9"
CTN QTY 12



TRIANGLE BOWL
ASBLTRB91 23.5cm 9¼"
60cl 21oz
CTN QTY 12



TRIANGLE BOWL
ASBLTRB71 18.5cm 7¼"
37cl 13oz
CTN QTY 12



CHEFS' OBLONG PLATE No.4
ASBLXO141 35.5 x 18.9cm
13¼" x 7¾"
CTN QTY 6



CHEFS' OBLONG PLATE No.3
ASBLXO111 29.8 x 15.3cm
11¾" x 6"
CTN QTY 12



NEW COLOUR

CHURCHILL® super vitrified

Stonecast®

Stonecast Raw has a muted and tactile feel with warm, organic tones inspired by natural materials and stripped back interior design.

RAW

Stripped Back Rusticity

Terracotta



COUPE PLATE
SRTEEV111 28.8cm 11¼"
CTN QTY 12



COUPE PLATE
SRTEEV101 26cm 10¼"
CTN QTY 12




COUPE PLATE
SRTEEVP81 21.7cm 8½"
CTN QTY 12



COUPE PLATE
SRTEEVP61 16.5cm 6½"
CTN QTY 12



COUPE BOWL
SRTEEB91 24.8cm 9¾"
113.6cl 40oz
CTN QTY 12



COUPE BOWL
SRTEEB71 18.2cm 7¼"
42.6cl 15oz
CTN QTY 12



TRIANGLE PLATE
SRTEFR101 26.5cm 10½"
CTN QTY 12



TRIANGLE PLATE
SRTEFR91 22.9cm 9"
CTN QTY 12



TRIANGLE BOWL
SRTEFRB91 23.5cm 9¼"
60cl 21oz
CTN QTY 12

VELLUM®
SEMI-MATTE GLAZE

Covered by Churchill 5 Year Edge Chip Warranty



NEW COLOUR

CHURCHILL® super vitrified

Stonecast®

Stripped Back Rusticity

RAW
Teal



COUPE PLATE
SRBEEV111 28.8cm 11¼"
CTN QTY 12



COUPE PLATE
SRBEEV101 26cm 10¼"
CTN QTY 12



COUPE PLATE
SRBEEVP81 21.7cm 8½"
CTN QTY 12



COUPE PLATE
SRBEEVP61 16.5cm 6½"
CTN QTY 12



COUPE BOWL
SRBEEVB91 24.8cm 9¾"
113.6cl 40oz
CTN QTY 12




COUPE BOWL
SRBEEVB71 18.2cm 7¼"
42.6cl 15oz
CTN QTY 12




TRIANGLE PLATE
SRBETR101 26.5cm 10½"
CTN QTY 12



TRIANGLE PLATE
SRBETR91 22.9cm 9"
CTN QTY 12



TRIANGLE BOWL
SRBETRB91 23.5cm 9¼"
60cl 21oz
CTN QTY 12



TRIANGLE BOWL
SRBETRB71 18.5cm 7¼"
37cl 13oz
CTN QTY 12

VELLUM®
SEMI-MATTE GLAZE

Covered by Churchill 5 Year Edge Chip Warranty



CHURCHILL[®] super vitrified

NEW COLOUR

Stonecast[®]

RAW
Grey

Stripped Back Rusticity



COUPE PLATE
SRGYEV111 28.8cm 11¼"
CTN QTY 12



COUPE PLATE
SRGYEV101 26cm 10¼"
CTN QTY 12



COUPE PLATE
SRGYEVP81 21.7cm 8½"
CTN QTY 12



COUPE PLATE
SRGYEVP61 16.5cm 6½"
CTN QTY 12



COUPE BOWL
SRGYEB91 24.8cm 9¾"
113.6cl 40oz
CTN QTY 12



COUPE BOWL
SRGYEB71 18.2cm 7¼"
42.6cl 15oz
CTN QTY 12



TRIANGLE PLATE
SRGYTR101 26.5cm 10½"
CTN QTY 12



TRIANGLE PLATE
SRGYTR91 22.9cm 9"
CTN QTY 12



TRIANGLE BOWL
SRGYTRB91 23.5cm 9¼"
60cl 21oz
CTN QTY 12



TRIANGLE BOWL
SRGYTRB71 18.5cm 7¼"
37cl 13oz
CTN QTY 12

VELLUM[®]
SEMI-MATTE GLAZE

Covered by Churchill 5 Year Edge Chip Warranty



CHURCHILL[®] super vitrified

Stonecast[®]

Stripped Back Rusticity

RAW
Brown



COUPE PLATE
SRBREV111 28.8cm 11¼"
CTN QTY 12



COUPE PLATE
SRBREV101 26cm 10¼"
CTN QTY 12



COUPE PLATE
SRBREV81 21.7cm 8½"
CTN QTY 12



COUPE PLATE
SRBREV61 16.5cm 6½"
CTN QTY 12



COUPE BOWL
SRBREV91 24.8cm 9¾"
113.6cl 40oz
CTN QTY 12



COUPE BOWL
SRBREV71 18.2cm 7¼"
42.6cl 15oz
CTN QTY 12



TRIANGLE PLATE
SRBTR101 26.5cm 10½"
CTN QTY 12



TRIANGLE PLATE
SRBTR91 22.9cm 9"
CTN QTY 12



TRIANGLE BOWL
SRBTR891 23.5cm 9¼"
60cl 21oz
CTN QTY 12



TRIANGLE BOWL
SRBTR871 18.5cm 7¼"
37cl 13oz
CTN QTY 12

VELLUM[®]
SEMI-MATTE GLAZE

Covered by Churchill 5 Year Edge Chip Warranty



CHURCHILL[®] super vitrified

Stonecast[®]

Stripped Back Rusticity

RAW
Black



COUPE PLATE
SRBLEV111 28.8cm 11¼"
CTN QTY 12



COUPE PLATE
SRBLEV101 26cm 10¼"
CTN QTY 12



COUPE PLATE
SRBLEVP81 21.7cm 8½"
CTN QTY 12



COUPE PLATE
SRBLEVP61 16.5cm 6½"
CTN QTY 12



COUPE BOWL
SRBLEVB91 24.8cm 9¾"
113.6cl 40oz
CTN QTY 12



COUPE BOWL
SRBLEVB71 18.2cm 7¼"
42.6cl 15oz
CTN QTY 12



TRIANGLE PLATE
SRBLTR101 26.5cm 10½"
CTN QTY 12



TRIANGLE PLATE
SRBLTR91 22.9cm 9"
CTN QTY 12



TRIANGLE BOWL
SRBLTRB91 23.5cm 9¼"
60cl 21oz
CTN QTY 12



TRIANGLE BOWL
SRBLTRB71 18.5cm 7¼"
37cl 13oz
CTN QTY 12

VELLUM[®]
SEMI-MATTE GLAZE

Covered by Churchill 5 Year Edge Chip Warranty



NEW ADDITIONS

CHURCHILL® super vitrified

Stonecast®

The hand decorated Plume design interprets the fluidity of painting mediums. A unique formula creates layers of colour that interact and blend together, forming the characteristic Plume effect.

Tonal Depth and Intensity

PLUME

Olive



NEW



COUPE PLATE
PLGREV111 28.8cm 11¼"
CTN QTY 12
PLGREV101 26cm 10¼"
CTN QTY 12



COUPE PLATE
PLGREVP81 21.7cm 8½"
CTN QTY 12
PLGREVP61 16.5cm 6½"
CTN QTY 12



COUPE BOWL
PLGREVB91 24.8cm 9¾"
113.6cl 40oz
CTN QTY 12



CHEFS' WALLED PLATE
PLGRWP261 26cm 10¼"
H: 2cm
CTN QTY 6
PLGRWP211 21cm 8¼"
H: 2cm
CTN QTY 6



TRIANGLE PLATE
PLGRTR91 22.9cm 9"
CTN QTY 12



TRIANGLE BOWL
PLGRTRB91 23.5cm 9¼"
60cl 21oz
CTN QTY 12
PLGRTRB61 15.3cm 6"
26cl 9oz
CTN QTY 12



CHEFS' OBLONG PLATE No.4
PLGRXO141 35.5 x 18.9cm
13¾" x 7½"
CTN QTY 6



CHEFS' OBLONG PLATE No.3
PLGRXO111 29.8 x 15.3cm
11¾" x 6"
CTN QTY 12



CAPPUCCINO CUP
PLGRCB281 34cl 12oz
H: 6.5cm
Dia: 11cm
CTN QTY 12



CAPPUCCINO CUP
PLGRCB201 22.7cl 8oz
H: 5.5cm
Dia: 9.5cm
CTN QTY 12



SAUCER
PLGRCSS1 15.6cm 6¼"
CTN QTY 12
(Fits PLGRCB281 & PLGRCB201)



ESPRESSO CUP
PLGRCEB91 10cl 3.5oz
H: 5.5cm
Dia: 6.5cm
CTN QTY 12



SAUCER
PLGRESS1 11.8cm 4½"
CTN QTY 12
(Fits PLGRCEB91)



MUG
PLGRVM121 34cl 12oz
H: 11cm
Dia: 8cm
CTN QTY 12



SUGAR BOWL
PLGRSSGR1 22.7cl 8oz
H: 6.2cm
Dia: 9.8cm
CTN QTY 12



Covered by Churchill 5 Year Edge Chip Warranty

NEW ADDITIONS

CHURCHILL® super vitrified

Stonecast®

Tonal Depth and Intensity

PLUME
Ultramarine



NEW



COUPE PLATE
PLULEV111 28.8cm 11½"
CTN QTY 12 ✚
PLULEV101 26cm 10¼"
CTN QTY 12 ✚



COUPE PLATE
PLULEVP81 21.7cm 8¾"
CTN QTY 12 ✚
PLULEVP61 16.5cm 6½"
CTN QTY 12 ✚



COUPE BOWL
PLULEVB91 24.8cm 9¾"
113.6cl 40oz
CTN QTY 12 ✚



CHEFS' WALLED PLATE
PLULWP261 26cm 10¼"
H: 2cm
CTN QTY 6 ✚
PLULWP211 21cm 8¼"
H: 2cm
CTN QTY 6 ✚



TRIANGLE PLATE
PLULTR9 1 22.9cm 9"
CTN QTY 12



TRIANGLE BOWL
PLULTRB91 23.5cm 9¼"
60cl 21oz
CTN QTY 12
PLULTRB61 15.3cm 6"
26cl 9oz
CTN QTY 12



CHEFS' OBLONG PLATE No.4
PLULXO141 35.5 x 18.9cm
13¾" x 7¾"
CTN QTY 6



CHEFS' OBLONG PLATE No.3
PLULXO111 29.8 x 15.3cm
11¾" x 6"
CTN QTY 12



CAPPUCCINO CUP
PLULCB281 34cl 12oz
H: 6.5cm
Dia: 11cm
CTN QTY 12 ✚



CAPPUCCINO CUP
PLULCB201 22.7cl 8oz
H: 5.5cm
Dia: 9.5cm
CTN QTY 12 ✚



SAUCER
PLULCSS 1 15.6cm 6¼"
CTN QTY 12 ✚
(Fits PLGRCEB281 & PLGRCEB201)



ESPRESSO CUP
PLULCEB91 10cl 3.5oz
H: 5.5cm
Dia: 6.5cm
CTN QTY 12 ✚



SAUCER
PLULESS 1 11.8cm 4½"
CTN QTY 12 ✚
(Fits PLGRCEB91)



MUG
PLULVM121 34cl 12oz
H: 11cm
Dia: 8cm
CTN QTY 12 ✚



SUGAR BOWL
PLULSSGR1 22.7cl 8oz
H: 6.2cm
Dia: 9.8cm
CTN QTY 12 ✚



✚ Covered by Churchill 5 Year Edge Chip Warranty

CHURCHILL® super vitrified


AQUEOUS

Stonecast®

Inspired by the fluidity of water, the Stonecast Aqueous design emulates a liquid pooling effect and is hand finished in colours reminiscent of natural bodies of water.

Premium Colour Combinations

Lagoon



COUPE PLATE
SALGEV111 28.8cm 11¼"
 CTN QTY 12 ✪
SALGEV101 26cm 10¼"
 CTN QTY 12 ✪




COUPE PLATE
SALGEVP81 21.7cm 8½"
 CTN QTY 12 ✪
SALGEVP61 16.5cm 6½"
 CTN QTY 12 ✪




DEEP COUPE PLATE
SALGPD271 28.1cm 11"
 H: 3.7cm
 CTN QTY 12 ✪




DEEP COUPE PLATE
SALGPD251 25.5cm 10"
 H: 3.5cm
 CTN QTY 12 ✪




DEEP COUPE PLATE
SALGPD221 22.5cm 8¾"
 H: 2.7cm
 CTN QTY 12 ✪



TRIANGLE PLATE
SALGTR121 31.1cm 12¼"
 CTN QTY 12




TRIANGLE PLATE
SALGTR101 26.5cm 10½"
 CTN QTY 12



TRIANGLE PLATE
SALGTR9 1 22.9cm 9"
 CTN QTY 12



TRIANGLE PLATE
SALGTR7 1 19.2cm 7¾"
 CTN QTY 12



TRIANGLE BOWL
SALGTRB91 23.5cm 9¼"
 60cl 21oz
 CTN QTY 12



TRIANGLE BOWL
SALGTRB71 18.5cm 7¼"
 37cl 13oz
 CTN QTY 12



CHURCHILL® super vitrified

Stonecast®

Premium Colour Combinations

AQUEOUS
Fjord



COUPE PLATE
SAGREV111 28.8cm 11¼"
CTN QTY 12 ✪
SAGREV101 26cm 10¼"
CTN QTY 12 ✪



COUPE PLATE
SAGREVP81 21.7cm 8½"
CTN QTY 12 ✪
SAGREVP61 16.5cm 6½"
CTN QTY 12 ✪



DEEP COUPE PLATE
SAGRPD271 28.1cm 11"
H: 3.7cm
CTN QTY 12 ✪



DEEP COUPE PLATE
SAGRPD251 25.5cm 10"
H: 3.5cm
CTN QTY 12 ✪



DEEP COUPE PLATE
SAGRPD221 22.5cm 8¾"
H: 2.7cm
CTN QTY 12 ✪




TRIANGLE PLATE
SAGRTR121 31.1cm 12¼"
CTN QTY 12



TRIANGLE PLATE
SAGRTR101 26.5cm 10½"
CTN QTY 12



TRIANGLE PLATE
SAGRTR9 1 22.9cm 9"
CTN QTY 12



TRIANGLE PLATE
SAGRTR7 1 19.2cm 7¾"
CTN QTY 12



TRIANGLE BOWL
SAGRTRB91 23.5cm 9¼"
60cl 21oz
CTN QTY 12



TRIANGLE BOWL
SAGRTRB71 18.5cm 7¼"
37cl 13oz
CTN QTY 12




CHURCHILL® super vitrified

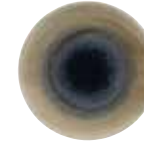
Stonecast®

Premium Colour Combinations

AQUEOUS
Bayou



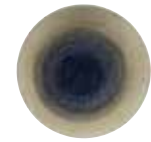
COUPE PLATE
SABTEV111 28.8cm 11¼"
CTN QTY 12 ✪
SABTEV101 26cm 10¼"
CTN QTY 12 ✪



COUPE PLATE
SABTEVP81 21.7cm 8½"
CTN QTY 12 ✪
SABTEVP61 16.5cm 6½"
CTN QTY 12 ✪



DEEP COUPE PLATE
SABTFD271 28.1cm 11"
H: 3.7cm
CTN QTY 12 ✪
SABTFD251 25.5cm 10"
H: 3.5cm
CTN QTY 12 ✪



DEEP COUPE PLATE
SABTFD221 22.5cm 8¾"
H: 2.7cm
CTN QTY 12 ✪



CHEFS' WALLED PLATE
SABTWP261 26cm 10¼"
H: 2cm
CTN QTY 6



CHEFS' WALLED PLATE
SABTWP211 21cm 8¼"
H: 2cm
CTN QTY 6



TRIANGLE PLATE
SABTR121 31.1cm 12¼"
CTN QTY 6
SABTR101 26.5cm 10½"
CTN QTY 12




TRIANGLE PLATE
SABTR9 1 22.9cm 9"
CTN QTY 12
SABTR7 1 19.2cm 7¾"
CTN QTY 12



TRIANGLE BOWL
SABTRB91 23.5cm 9¼"
60cl 21oz
CTN QTY 12
SABTRB71 18.5cm 7¼"
37cl 13oz
CTN QTY 12



ORGANIC ROUND PLATE
SABTOG111 28.6cm 11¼"
CTN QTY 12
SABTOG101 26.4cm 10¼"
CTN QTY 12



ORGANIC ROUND PLATE
SABTOG8 1 21cm 8¼"
CTN QTY 12
SABTOG7 1 18.6cm 7¼"
CTN QTY 12



ORGANIC ROUND BOWL
SABTOGB11 25.3cm 9¾"
110cl 38oz
CTN QTY 12



CHURCHILL® super vitrified

Stonecast®

Stonecast Patina is inspired by the tones and surface texture created naturally over time. The nature of the manufacturing process means that each piece will be slightly different.

Inspired by Surface Texture

PATINA

Rust Red



COUPE PLATE
PAREEV111 28.8cm 11¼"
 CTN QTY 12
PAREEV101 26cm 10¼"
 CTN QTY 12



COUPE PLATE
PAREEVP81 21.7cm 8½"
 CTN QTY 12
PAREEVP61 16.5cm 6½"
 CTN QTY 12



COUPE BOWL
PAREEB91 24.8cm 9¾"
 113.6cl 40oz
 CTN QTY 12



TRIANGLE PLATE
PARETR91 22.9cm 9"
 CTN QTY 12



TRIANGLE BOWL
PARETR891 23.5cm 9¼"
 60cl 21oz
 CTN QTY 12



TRIANGLE BOWL
PARETR861 15.3cm 6"
 26cl 9oz
 CTN QTY 12



CHEFS' OBLONG PLATE No.4
PAREXO141 35.5 x 18.9cm
 13¾" x 7½"
 CTN QTY 6



CHEFS' OBLONG PLATE No.3
PAREXO111 29.8 x 15.3cm
 11¾" x 6"
 CTN QTY 12



CAPPUCCINO CUP
PARECB281 34cl 12oz
 H: 6.5cm
 Dia: 11cm
 CTN QTY 12



CAPPUCCINO CUP
PARECB201 22.7cl 8oz
 H: 5.5cm
 Dia: 9.5cm
 CTN QTY 12



SAUCER
PARECSS1 15.6cm 6¼"
 CTN QTY 12
 (Fits PARECB281
 & PARECB201)



ESPRESSO CUP
PARECEB91 10cl 3.5oz
 H: 5.5cm
 Dia: 6.5cm
 CTN QTY 12



SAUCER
PARESS1 11.8cm 4½"
 CTN QTY 12
 (Fits PARECEB91)



MUG
PAREVM121 34cl 12oz
 H: 11cm
 Dia: 8cm
 CTN QTY 12



SUGAR BOWL
PARESSGR1 22.7cl 8oz
 H: 6.2cm
 Dia: 9.8cm
 CTN QTY 12



CHURCHILL® super vitrified

Stonecast®

Inspired by Surface Texture

PATINA
Cobalt Blue



COUPE PLATE
PABLEV111 28.8cm 11¼"
CTN QTY 12



COUPE PLATE
PABLEV101 26cm 10¼"
CTN QTY 12



COUPE PLATE
PABLEVP81 21.7cm 8½"
CTN QTY 12



COUPE PLATE
PABLEVP61 16.5cm 6½"
CTN QTY 12



COUPE BOWL
PABLEVB91 24.8cm 9¾"
113.6cl 40oz
CTN QTY 12



TRIANGLE PLATE
PABLTR9 1 22.9cm 9"
CTN QTY 12



TRIANGLE BOWL
PABLTRB91 23.5cm 9¼"
60cl 21oz
CTN QTY 12



TRIANGLE BOWL
PABLTRB61 15.3cm 6"
26cl 9oz
CTN QTY 12



CHEFS' OBLONG PLATE No.4
PABLXO141 35.5 x 18.9cm
13¾" x 7½"
CTN QTY 6



CHEFS' OBLONG PLATE No.3
PABLXO111 29.8 x 15.3cm
11¾" x 6"
CTN QTY 12



CHURCHILL[®] super vitrified

Stonecast[®]

Inspired by Surface Texture

PATINA Rustic Teal



COUPE PLATE
PATREV111 28.8cm 11¼"
CTN QTY 12



COUPE PLATE
PATREV101 26cm 10¼"
CTN QTY 12



COUPE PLATE
PATREVP81 21.7cm 8½"
CTN QTY 12



COUPE PLATE
PATREVP61 16.5cm 6½"
CTN QTY 12



COUPE BOWL
PATREVB91 24.8cm 9¾"
113.6cl 40oz
CTN QTY 12



TRIANGLE PLATE
PATRTR9 1 22.9cm 9"
CTN QTY 12



TRIANGLE BOWL
PATRTRB91 23.5cm 9¼"
60cl 21oz
CTN QTY 12



TRIANGLE BOWL
PATRTRB61 15.3cm 6"
26cl 9oz
CTN QTY 12



CHEFS' OBLONG PLATE No.4
PATRXO141 35.5 x 18.9cm
13¾" x 7½"
CTN QTY 6



CHEFS' OBLONG PLATE No.3
PATRXO111 29.8 x 15.3cm
11¾" x 6"
CTN QTY 12



Covered by Churchill 5 Year Edge Chip Warranty

CHURCHILL® super vitrified

Stonecast®

Inspired by Surface Texture

NEW ADDITIONS

PATINA Burnished Green



COUPE PLATE
PABGEV121 32.4cm 12¾"
CTN QTY 6
PABGEV111 28.8cm 11¼"
CTN QTY 12



COUPE PLATE
PABGEV101 26cm 10¼"
CTN QTY 12
PABGEVP81 21.7cm 8½"
CTN QTY 12
PABGEVP61 16.5cm 6½"
CTN QTY 12



COUPE BOWL
PABGEVB91 24.8cm 9¾"
113.6cl 40oz
CTN QTY 12
PABGEVB71 18.2cm 7¼"
42.6cl 15oz
CTN QTY 12

NEW



CHEFS' WALLED PLATE
PABGWP261 26cm 10¼"
H: 2cm
CTN QTY 6
PABGWP211 21cm 8¼"
H: 2cm
CTN QTY 6



ORGANIC ROUND PLATE
PABGOG111 28.6cm 11¼"
CTN QTY 12
PABGOG101 26.4cm 10¾"
CTN QTY 12



ORGANIC ROUND PLATE
PABGOG81 21cm 8¼"
CTN QTY 12
PABGOG71 18.6cm 7¼"
CTN QTY 12



ORGANIC ROUND BOWL
PABGOGB11 25.3cm 9¾"
110cl 38oz
CTN QTY 12



WIDE RIM BOWL
PABGVWBL1 28cm 11"
46.8cl 16.5oz
CTN QTY 12



TRIANGLE PLATE
PABGTR121 31.1cm 12¼"
CTN QTY 6



TRIANGLE PLATE
PABGTR101 26.5cm 10½"
CTN QTY 12



TRIANGLE PLATE
PABGTR91 22.9cm 9"
CTN QTY 12
PABGTR71 19.2cm 7¾"
CTN QTY 12



TRIANGLE BOWL
PABGTRB91 23.5cm 9¼"
60cl 21oz
CTN QTY 12



TRIANGLE BOWL
PABGTRB71 18.5cm 7¼"
37cl 13oz
CTN QTY 12



TRIANGLE BOWL
PABGTRB61 15.3cm 6"
26cl 9oz
CTN QTY 12



CHEFS' OBLONG PLATE No.4
PABGXO141 35.5 x 18.9cm
13¾" x 7¾"
CTN QTY 6
CHEFS' OBLONG PLATE No.3
PABGXO111 29.8 x 15.3cm
11¾" x 6"
CTN QTY 12



CHEFS' OBLONG PLATE No.9
PABGXP141 35.5 x 24.5cm
13¾" x 9¾"
CTN QTY 6
CHEFS' OBLONG PLATE No.8
PABGOBL41 30 x 19.9cm
12" x 7¾"
CTN QTY 6



Covered by Churchill 5 Year Edge Chip Warranty

CHURCHILL® super vitrified

Stonecast®

Inspired by Surface Texture

NEW ADDITIONS

PATINA Antique Taupe



COUPE PLATE
PAATEV121 32.4cm 12¾"
CTN QTY 6
PAATEV111 28.8cm 11¼"
CTN QTY 12



COUPE PLATE
PAATEV101 26cm 10¼"
CTN QTY 12
PAATEVP81 21.7cm 8½"
CTN QTY 12
PAATEVP61 16.5cm 6½"
CTN QTY 12



COUPE BOWL
PAATEVB91 24.8cm 9¾"
113.6cl 40oz
H: 2cm
CTN QTY 12
PAATEVB71 18.2cm 7¼"
42.6cl 15oz
CTN QTY 12



CHEFS' WALLED PLATE
PAATWP261 26cm 10¼"
H: 2cm
CTN QTY 6
PAATWP211 21cm 8¼"
H: 2cm
CTN QTY 6



ORGANIC ROUND PLATE
PAATOG111 28.6cm 11¼"
CTN QTY 12
PAATOG101 26.4cm 10½"
CTN QTY 12
PAATOG81 21cm 8¼"
CTN QTY 12
PAATOG71 18.6cm 7¼"
CTN QTY 12



ORGANIC ROUND BOWL
PAATOGB11 25.3cm 9¾"
110cl 38oz
CTN QTY 12



WIDE RIM BOWL
PAATVWBL1 28cm 11"
46.8cl 16.5oz
CTN QTY 12



TRIANGLE PLATE
PAATR121 31.1cm 12¼"
CTN QTY 6
PAATR101 26.5cm 10½"
CTN QTY 12
PAATR91 22.9cm 9"
CTN QTY 12
PAATR71 19.2cm 7½"
CTN QTY 12



TRIANGLE BOWL
PAATRB91 23.5cm 9¼"
60cl 21oz
CTN QTY 12
PAATRB71 18.5cm 7¼"
37cl 13oz
CTN QTY 12
PAATRB61 15.3cm 6"
26cl 9oz
CTN QTY 12



CHEFS' OBLONG PLATE No.9
PAATXP141 34.4 x 23.4cm
13½" x 9¼"
CTN QTY 6



CHEFS' OBLONG PLATE No.4
PAATXO141 35.5 x 18.9cm
13¾" x 7¾"
CTN QTY 6



CAPPUCCINO CUP
PAATCB281 34cl 12oz
H: 6.5cm
Dia: 11cm
CTN QTY 12
PAATCB201 22.7cl 8oz
H: 5.5cm
Dia: 9.5cm
CTN QTY 12

CHEFS' OBLONG PLATE No.8
PAATOB141 30 x 19.9cm
12" x 7¾"
CTN QTY 6

CHEFS' OBLONG PLATE No.3
PAATXO111 29.8 x 15.3cm
11¾" x 6"
CTN QTY 12



SAUCER
PAATCSS1 15.6cm 6¼"
CTN QTY 12
(Fits PAATCB281 & PAATCB201)
PAATESS1 11.8cm 4½"
CTN QTY 12
(Fits PAATCEB91)



ESPRESSO CUP
PAATCEB91 10cl 3.5oz
H: 5.5cm
Dia: 6.5cm
CTN QTY 12



MUG
PAATVM121 34cl 12oz
H: 11cm
Dia: 8cm
CTN QTY 12



SUGAR BOWL
PAATSSGR1 22.7cl 8oz
H: 6.2cm
Dia: 9.8cm
CTN QTY 12



CHURCHILL® super vitrified

Stonecast®

Inspired by Surface Texture

NEW ADDITIONS

**PATINA
Iron Black**



COUPE PLATE
PAIBEV121 32.4cm 12¾"
CTN QTY 6
PAIBEV111 28.8cm 11¼"
CTN QTY 12



COUPE PLATE
PAIBEV101 26cm 10¼"
CTN QTY 12
PAIBEV81 21.7cm 8½"
CTN QTY 12
PAIBEV61 16.5cm 6½"
CTN QTY 12



COUPE BOWL
PAIBEV81 24.8cm 9¾"
113.6cl 40oz
CTN QTY 12
PAIBEV71 18.2cm 7¼"
42.6cl 15oz
CTN QTY 12

NEW



CHEFS' WALLED PLATE
PAIBWP261 26cm 10¼"
H: 2cm
CTN QTY 6
PAIBWP211 21cm 8¼"
H: 2cm
CTN QTY 6



ORGANIC ROUND PLATE
PAIBOG111 28.6cm 11¼"
CTN QTY 12
PAIBOG101 26.4cm 10½"
CTN QTY 12
PAIBOG8 1 21cm 8¼"
CTN QTY 12
PAIBOG7 1 18.6cm 7¼"
CTN QTY 12



ORGANIC ROUND BOWL
PAIBOG811 25.3cm 9¾"
110cl 38oz
CTN QTY 12



WIDE RIM BOWL
PAIBVW81 28cm 11"
46.8cl 16.5oz
CTN QTY 12



TRIANGLE PLATE
PAIBTR121 31.1cm 12¼"
CTN QTY 6
PAIBTR101 26.5cm 10½"
CTN QTY 12
PAIBTR9 1 22.9cm 9"
CTN QTY 12
PAIBTR7 1 19.2cm 7¾"
CTN QTY 12



TRIANGLE BOWL
PAIBTR81 23.5cm 9¼"
60cl 21oz
CTN QTY 12
PAIBTR71 18.5cm 7¼"
37cl 13oz
CTN QTY 12
PAIBTR61 15.3cm 6"
26cl 9oz
CTN QTY 12



CHEFS' OBLONG PLATE No.9
PAIBXP141 34.4 x 23.4cm
13½" x 9¼"
CTN QTY 6
CHEFS' OBLONG PLATE No.8
PAIBOBL41 30 x 19.9cm
12" x 7¾"
CTN QTY 6



CHEFS' OBLONG PLATE No.4
PAIBXO141 35.5 x 18.9cm
13¾" x 7¾"
CTN QTY 6
CHEFS' OBLONG PLATE No.3
PAIBXO111 29.8 x 15.3cm
11¾" x 6"
CTN QTY 12



CAPPUCCINO CUP
PAIBCB281 34cl 12oz
H: 6.5cm
Dia: 11cm
CTN QTY 12
PAIBCB201 22.7cl 8oz
H: 5.5cm
Dia: 9.5cm
CTN QTY 12



SAUCER
MOIBCS5 1 15.6cm 6¼"
CTN QTY 12
(Fits PAIBCB281 & PAIBCB201)
MOIBESS 1 11.8cm 4½"
CTN QTY 12
(Fits PAIBCEB91)



ESPRESSO CUP
PAIBCEB91 10cl 3.5oz
H: 5.5cm
Dia: 6.5cm
CTN QTY 12



MUG
PAIBVM121 34cl 12oz
H: 11cm
Dia: 8cm
CTN QTY 12



SUGAR BOWL
PAIBSSGR1 22.7cl 8oz
H: 6.2cm
Dia: 9.8cm
CTN QTY 12



Covered by Churchill 5 Year Edge Chip Warranty

CHURCHILL® super vitrified

Stonecast®

Inspired by Surface Texture

PATINA Vintage Copper



COUPE PLATE
PAVCEV121 32.4cm 12¾"
CTN QTY 6



COUPE PLATE
PAVCEV111 28.8cm 11¼"
CTN QTY 12
PAVCEV101 26cm 10¼"
CTN QTY 12



COUPE PLATE
PAVCEVP81 21.7cm 8½"
CTN QTY 12
PAVCEVP61 16.5cm 6½"
CTN QTY 12



COUPE BOWL
PAVCEVB91 24.8cm 9¾"
113.6cl 40oz
CTN QTY 12
PAVCEVB71 18.2cm 7¼"
42.6cl 15oz
CTN QTY 12



ORGANIC ROUND PLATE
PAVCOG111 28.6cm 11¼"
CTN QTY 12
PAVCOG101 26.4cm 10½"
CTN QTY 12



ORGANIC ROUND PLATE
PAVCOG8 1 21cm 8¼"
CTN QTY 12
PAVCOG7 1 18.6cm 7¼"
CTN QTY 12



ORGANIC ROUND BOWL
PAVCOGB11 25.3cm 9¾"
110cl 38oz
CTN QTY 12



WIDE RIM BOWL
PAVCVWBL1 28cm 11"
46.8cl 16.5oz
CTN QTY 12



TRIANGLE PLATE
PAVCTR121 31.1cm 12¼"
CTN QTY 6
PAVCTR101 26.5cm 10½"
CTN QTY 12
PAVCTR9 1 22.9cm 9"
CTN QTY 12



TRIANGLE PLATE
PAVCTR7 1 19.2cm 7¾"
CTN QTY 12



TRIANGLE BOWL
PAVCTRB91 23.5cm 9¼"
60cl 21oz
CTN QTY 12



TRIANGLE BOWL
PAVCTRB71 18.5cm 7¼"
37cl 13oz
CTN QTY 12
PAVCTRB61 15.3cm 6"
26cl 9oz
CTN QTY 12



CHEFFS' OBLONG PLATE No.4
PAVEXO141 35.5 x 18.9cm
13¾" x 7½"
CTN QTY 6



CHEFFS' OBLONG PLATE No.3
PAVEXO111 29.8 x 15.3cm
11¾" x 6"
CTN QTY 12



CHEFFS' OBLONG PLATE No.9
PAVEXP141 34.4 x 23.4cm
13½" x 9¼"
CTN QTY 6



CHEFFS' OBLONG PLATE No.8
PAVEXO141 30 x 19.9cm
12" x 7¾"
CTN QTY 6



Covered by Churchill 5 Year Edge Chip Warranty

CHURCHILL® super vitrified

NEW COLLECTION

Stonecast®

NOURISH

Contemporary Linear shapes in a fusion of Stonecast and Nourish glazes are hand dipped, meaning every piece is unique. The reactive colours enhance the artisan look, creating tonal variation.

Rustic Charm Revived



Siena Barley White

NEW SHAPE



LINEAR SOUP BOWL
NSSWSSB1 42.6cl 15oz
H: 6.5cm
Dia: 12cm 3 3/4"

CTN QTY 12

NEW SHAPE



LINEAR CHIP MUG
NSSWSSCM1 30cl 10.5oz
H: 8.2cm
Dia: 8.7cm 3 1/2"

CTN QTY 12

NEW SHAPE



LINEAR DEEP BOWL
NSSWSSB81 23cl 8oz
H: 6cm
Dia: 9cm 3 5/8"

CTN QTY 12

NEW SHAPE



LINEAR DIP POT
NSSWSSDP1 11cl 4oz
H: 5cm
Dia: 7.5cm 3"

CTN QTY 12

NEW SHAPE



LINEAR SIDE DISH
NSSWSSMD1 17cl 6oz
H: 3cm
Dia: 12cm 4 1/4"

CTN QTY 12

Siena Duck Egg

NEW SHAPE



LINEAR SOUP BOWL
NSSDSSB1 42.6cl 15oz
H: 6.5cm
Dia: 12cm 3 3/4"

CTN QTY 12

NEW SHAPE



LINEAR CHIP MUG
NSSDSSCM1 30cl 10.5oz
H: 8.2cm
Dia: 8.7cm 3 1/2"

CTN QTY 12

NEW SHAPE



LINEAR DEEP BOWL
NSSDSSB81 23cl 8oz
H: 6cm
Dia: 9cm 3 5/8"

CTN QTY 12

NEW SHAPE



LINEAR DIP POT
NSSDSSDP1 11cl 4oz
H: 5cm
Dia: 7.5cm 3"

CTN QTY 12

NEW SHAPE



LINEAR SIDE DISH
NSSDSSMD1 17cl 6oz
H: 3cm
Dia: 12cm 4 1/4"

CTN QTY 12

STUDIO[®] PRINTS

A contemporary take on traditional studio pottery...

🇬🇧 Studio Prints Collections are a contemporary take on traditional studio pottery, celebrating the creative history of ceramics. Studio Prints are achieved with Churchill's innovative print process. The print is positioned directly under the glaze, creating a protective layer over the decoration. The ranges provide all of the durability and technical reassurance required for a hospitality environment.

🇪🇸 Las colecciones Studio Prints son una versión contemporánea de la cerámica de estudio tradicional, que celebra la historia creativa de la cerámica. Studio Prints se logra con el innovador proceso de impresión de Churchill. La impresión se coloca directamente debajo del esmalte, creando una capa protectora sobre la decoración. Las gamas proporcionan toda la durabilidad y la seguridad técnica necesarias para un entorno hostelero.

🇩🇪 Die Studio Prints Kollektionen sind eine zeitgemäße Interpretation der traditionellen Studiotöpferei und zelebrieren die kreative Geschichte der Keramik. Churchill Studio Prints werden mit unserem innovativem Druckverfahren hergestellt. Der Druck wird direkt unter der Glasur positioniert, wodurch eine Schutzschicht über dem Dekor entsteht. Unser gesamtes Sortiment bietet die für die Gastronomie erforderliche Langlebigkeit und technische Sicherheit.

🇮🇹 Le collezioni Studio Prints sono una moderna visione del tradizionale laboratorio di vasellame e rappresentano la creativa storia della ceramica. La collezione Studio Prints si ottiene grazie all'innovativo processo di stampa di Churchill. Il motivo stampato è direttamente posizionato sotto lo smalto, creando uno strato protettivo sopra la decorazione. Le gamme di prodotti offrono la durata e la sicurezza tecnica necessarie per una struttura ricettiva.

🇫🇷 Les collections Studio Prints sont une version contemporaine de la poterie d'atelier traditionnelle, célébrant l'histoire créative de la céramique. La collection Studio Prints utilise le procédé d'impression Churchill. Le processus consiste à apposer l'impression directement sur l'assiette qui sera recouverte par l'émail, créant une couche protectrice.

#studioprintsraku #studioprintsrakuduo #studioprintsstone #studioprintshomespun
#studioprintshomespunaccents #studioprintsmineral #studioprintsagano
#studioprintskintsugi #studioprintskintsugiaccents #studioprintshaze



EACH PIECE
IS UNIQUE



CHURCHILL® super vitrified

STUDIO®
PRINTS

HAZE

The Haze design features a multi-tonal pattern inspired by the process of spaying glaze onto ceramics. Haze is decorated underglaze in Churchill's semi-matte Vellum finish.

A Balance of Colour

Blue



COUPE PLATE
HZBLEV111 28.8cm 11½"
CTN QTY 12



COUPE PLATE
HZBLEV101 26cm 10¼"
CTN QTY 12



COUPE PLATE
HZBLEVP81 21.7cm 8½"
CTN QTY 12



COUPE PLATE
HZBLEVP61 16.5cm 6½"
CTN QTY 12



COUPE BOWL
HZBLEVB91 24.8cm 9¾"
113.6cl 40oz
CTN QTY 12



COUPE BOWL
HZBLEVB71 18.2cm 7¼"
42.6cl 15oz
CTN QTY 12



CHEFS' OBLONG PLATE No.4
HZBLXO141 35.5 x 18.9cm
13½" x 7½"
CTN QTY 6



CHEFS' OBLONG PLATE No.3
HZBLRB111 29.8 x 15.3cm
11¾" x 6"
CTN QTY 12



TRIANGLE PLATE
HZBLTR101 26.5cm 10½"
CTN QTY 12



TRIANGLE PLATE
HZBLTR91 22.9cm 9"
CTN QTY 12
HZBLTR71 19.2cm 7¾"
CTN QTY 12



TRIANGLE BOWL
HZBLTRB91 23.5cm 9¼"
60cl 21oz
CTN QTY 12



TRIANGLE BOWL
HZBLTRB71 18.5cm 7¼"
37cl 13oz
CTN QTY 12

VELLUM®
SEMI-MATTE GLAZE

Covered by Churchill 5 Year Edge Chip Warranty



- Under glaze print finish meaning long-lasting results.

STUDIO PRINTS HAZE • CHURCHILL SUPER VITRIFIED 149

NEW COLLECTION

CHURCHILL® super vitrified

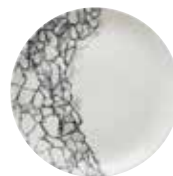
STUDIO®
PRINTS

KINTSUGI ACCENTS

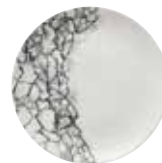
Kintsugi Accents, a contemporary take on the all over cracked Kintsugi design. Available in Quartz Black, a bold and striking tone perfect for elevating food presentation. Printed underglaze for added durability, each piece of Kintsugi Accents is unique.

Interpreting Ceramic Arts

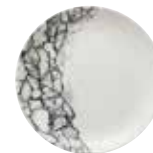
Quartz Black



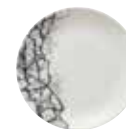
COUPE PLATE
KAQBEV111 28.8cm 11¼"
CTN QTY 12



COUPE PLATE
KAQBEV101 26cm 10¼"
CTN QTY 12



COUPE PLATE
KAQBEVP81 21.7cm 8½"
CTN QTY 12



COUPE PLATE
KAQBEVP61 16.5cm 6½"
CTN QTY 12



COUPE BOWL
KAQBEVB91 24.8cm 9¾"
113.6cl 40oz
CTN QTY 12



COUPE BOWL
KAQBEVB71 18.2cm 7¼"
42.6cl 15oz
CTN QTY 12



CHEFS' OBLONG PLATE NO.4
KAQBXO141 35.5 x 18.9cm
13¾ x 7½"
CTN QTY 6



CHEFS' OBLONG PLATE NO.3
KAQBXO111 29.8 x 15.3cm
11¾ x 6"
CTN QTY 12



Covered by Churchill 5 Year Edge Chip Warranty

- Under glaze print finish meaning long-lasting results.

CHURCHILL® super vitrified

STUDIO®
PRINTS

NEW COLOUR

KINTSUGI

The Kintsugi design is a modern interpretation of the Japanese art of repairing broken pottery. The intricate crackedle design features a subtle, reactive texture that makes each piece unique.

Interpreting Ceramic Arts

Coral



COUPE PLATE
KTAMEV111 28.8cm 11¼"
CTN QTY 12



COUPE PLATE
KTAMEV101 26cm 10¼"
CTN QTY 12



COUPE PLATE
KTAMEVP81 21.7cm 8½"
CTN QTY 12



COUPE BOWL
KTAMEVB91 24.8cm 9¾"
113.6cl 40oz
CTN QTY 12



COUPE BOWL
KTAMEVB71 18.2cm 7¼"
42.6cl 15oz
CTN QTY 12



CHEFS' WALLED PLATE
KTAMWP261 26cm 10¼"
H: 2cm
CTN QTY 6



CHEFS' WALLED PLATE
KTAMWP211 21cm 8¼"
H: 2cm
CTN QTY 6



TRIANGLE PLATE
KTAMTR101 26.5cm 10½"
CTN QTY 12



TRIANGLE PLATE
KTAMTR91 22.9cm 9"
CTN QTY 12



TRIANGLE PLATE
KTAMTR71 19.2cm 7¾"
CTN QTY 12



TRIANGLE BOWL
KTAMTRB91 23.5cm 9¼"
60cl 21oz
CTN QTY 12



TRIANGLE BOWL
KTAMTRB71 18.5cm 7½"
37cl 13oz
CTN QTY 12



CHEFS' OBLONG PLATE NO.4
KTAMXO141 35.5 x 18.9cm
13¾ x 7¾"
CTN QTY 6



CHEFS' OBLONG PLATE NO.3
KTAMXO111 29.8 x 15.3cm
11¾ x 6"
CTN QTY 12



Covered by Churchill 5 Year Edge Chip Warranty

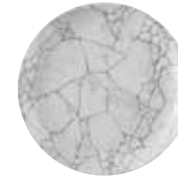
- Under glaze print finish meaning long-lasting results.

STUDIO PRINTS KINTSUGI • CHURCHILL SUPER VITRIFIED 153

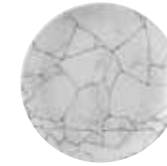
NEW ADDITIONS

KINTSUGI

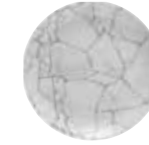
Pearl Grey



COUPE PLATE
KTPGEV111 28.8cm 11¼"
CTN QTY 12



COUPE PLATE
KTPGEV101 26cm 10¼"
CTN QTY 12



COUPE PLATE
KTPGEVP81 21.7cm 8½"
CTN QTY 12



COUPE BOWL
KTPGEVB91 24.8cm 9¾"
113.6cl 40oz
CTN QTY 12

NEW



COUPE BOWL
KTPGEVB71 18.2cm 7¼"
42.6cl 15oz
CTN QTY 12

NEW




CHEFS' WALLED PLATE
KTPGWP261 26cm 10¼"
H: 2cm
CTN QTY 6




CHEFS' WALLED PLATE
KTPGWP211 21cm 8¼"
H: 2cm
CTN QTY 6

NEW




TRIANGLE PLATE
KTPGTR101 26.5cm 10½"
CTN QTY 12

NEW



TRIANGLE PLATE
KTPGTR91 22.9cm 9"
CTN QTY 12

NEW



TRIANGLE PLATE
KTPGTR71 19.2cm 7¾"
CTN QTY 12

NEW



TRIANGLE BOWL
KTPGTRB91 23.5cm 9¼"
60cl 21oz
CTN QTY 12

NEW



TRIANGLE BOWL
KTPGTRB71 18.5cm 7¼"
37cl 13oz
CTN QTY 12



CHEFS' OBLONG PLATE NO.4
KTPGXO141 35.5 x 18.9cm
13¾ x 7½"
CTN QTY 6




CHEFS' OBLONG PLATE NO.3
KTPGXO111 29.8 x 15.3cm
11¾ x 6"
CTN QTY 12




NEW ADDITIONS

KINTSUGI


Agate Grey



COUPE PLATE
KTAGEV111 28.8cm 11¼"
CTN QTY 12



COUPE PLATE
KTAGEV101 26cm 10¼"
CTN QTY 12



COUPE PLATE
KTAGEVP81 21.7cm 8½"
CTN QTY 12



COUPE BOWL
KTAGEVB91 24.8cm 9¾"
113.6cl 40oz
CTN QTY 12

NEW



COUPE BOWL
KTAGEVB71 18.2cm 7¼"
42.6cl 15oz
CTN QTY 12



CHEFS' WALLED PLATE
KTAGWP261 26cm 10¼"
H: 2cm
CTN QTY 6

NEW



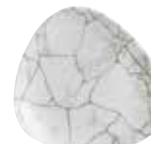
CHEFS' WALLED PLATE
KTAGWP211 21cm 8¼"
H: 2cm
CTN QTY 6



TRIANGLE PLATE
KTAGTR101 26.5cm 10½"
CTN QTY 12



TRIANGLE PLATE
KTAGTR91 22.9cm 9"
CTN QTY 12



TRIANGLE PLATE
KTAGTR71 19.2cm 7½"
CTN QTY 12



TRIANGLE BOWL
KTAGTRB91 23.5cm 9¼"
60cl 21oz
CTN QTY 12



TRIANGLE BOWL
KTAGTRB71 18.5cm 7¼"
37cl 13oz
CTN QTY 12



CHEFS' OBLONG PLATE NO.4
KTAGXO141 35.5 x 18.9cm
13¾ x 7½"
CTN QTY 6



CHEFS' OBLONG PLATE NO.3
KTAGXO111 29.8 x 15.3cm
11¾ x 6"
CTN QTY 12



NEW ADDITIONS


CHURCHILL® super vitrified
STUDIO®
PRINTS

RAKU

Studio Prints Raku is inspired by the traditional glazing process known as Raku firing, which creates unique and expressive results. Manufactured in the UK, Raku is achieved with Churchill's innovative print process.

Reactive texture through print

Topaz Blue



COUPE PLATE
RKTBEV111 28.8cm 11 1/4"
CTN QTY 12
RKTBEV101 26cm 10 1/4"
CTN QTY 12



COUPE PLATE
RKTBEVP81 21.7cm 8 1/2"
CTN QTY 12
RKTBEVP61 16.5cm 6 1/2"
CTN QTY 12



COUPE BOWL
RKTBEVB91 24.8cm 9 3/4"
113.6cl 40oz
CTN QTY 12



COUPE BOWL
RKTBEVB71 18.2cm 7 1/4"
42.6cl 15oz
CTN QTY 12




CHEFS' WALLED PLATE
RKTBW261 26cm 10 1/4"
H: 2cm
CTN QTY 6



CHEFS' WALLED PLATE
RKTBW211 21cm 8 1/4"
H: 2cm
CTN QTY 6



ORGANIC ROUND PLATE
RKTBOG111 28.6cm 11 1/4"
CTN QTY 12




ORGANIC ROUND PLATE
RKTBOG101 26.4cm 10 3/4"
CTN QTY 12



ORGANIC ROUND PLATE
RKTBOG81 21cm 8 1/4"
CTN QTY 12



ORGANIC ROUND PLATE
RKTBOG71 18.6cm 7 1/4"
CTN QTY 12




ORGANIC ROUND BOWL
RKTBOGB11 25.3cm 9 3/4"
110cl 38oz
CTN QTY 12




TRIANGLE BOWL
RKTBRB91 23.5cm 9 1/4"
60cl 21oz
CTN QTY 12



WIDE RIM BOWL
RKTBVWB1 28cm 11"
46.8cl 16.5oz
CTN QTY 12



WIDE RIM BOWL
RKTBVWB1 24cm 9 1/2"
28.4cl 10oz
CTN QTY 12



TRIANGLE SHALLOW BOWL
RKTBT271 27.2 x 26.7cm
10 1/2" x 10 1/2"
78cl 27oz
CTN QTY 12



TRIANGLE SHALLOW BOWL
RKTBT231 21 x 21cm
8 1/4" x 8 1/4"
41cl 14oz
CTN QTY 12



Covered by Churchill 5 Year Edge Chip Warranty

- Under glaze print finish meaning long-lasting results.

STUDIO PRINTS RAKU • CHURCHILL SUPER VITRIFIED 159



CHEFS' TRIANGLE PLATE
RKTBTC361 35.6 x 25cm
14" x 9 1/2"
CTN QTY 6
RKTBTC351 35.5 x 18.8cm
13 3/4" x 7 3/8"
CTN QTY 6



CHEFS' TRIANGLE PLATE
RKTBTC301 30.4 x 20.5cm
12" x 8"
CTN QTY 6
RKTBTC261 26.5 x 20.5cm
10 3/8" x 8"
CTN QTY 12
RKTBTC201 20 x 15cm
7 7/8" x 5 7/8"
CTN QTY 12



CHEFS' GEO PLATE
RKTBGE351 35 x 18.5cm
13 3/4" x 7 1/4"
CTN QTY 6
RKTBGE301 30 x 15.5cm
11 3/4" x 6 1/4"
CTN QTY 12



CHEFS' OBLONG PLATE No.4
RKTBXO141 35.5 x 18.9cm
13 7/8" x 7 3/8"
CTN QTY 6



CHEFS' OBLONG PLATE No.3
RKTBXO111 29.8 x 15.3cm
11 3/4" x 6"
CTN QTY 12



CHEFS' OBLONG PLATE No.2
RKTBXO101 26.9 x 12.7cm
10 5/8" x 5"
CTN QTY 12



CHEFS' OBLONG PLATE No.1
RKTBXO71 20 x 12.1cm
7 7/8" x 4 3/4"
CTN QTY 12



CHEFS' OBLONG PLATTER No.9
RKTBP141 34.4 x 23.4cm
13 1/2" x 9 1/4"
CTN QTY 6



CHEFS' OBLONG PLATE No.8
RKTBOBL41 30 x 19.9cm
12" x 7 7/8"
CTN QTY 6



CHEFS' OBLONG PLATE No.7
RKTBOBL31 26.1 x 20.2cm
10 1/4" x 8"
CTN QTY 12



CHEFS' OBLONG PLATE No.6
RKTBOBL21 23.7 x 15.7cm
9 3/8" x 6 1/8"
CTN QTY 12



CHEFS' OBLONG PLATE No.5
RKTBOBL11 15.4 x 12.6cm
6" x 5"
CTN QTY 12



SQUARE PLATE
RKTBS111 25.2cm 10"
CTN QTY 12
RKTBS191 21.5cm 8 1/2"
CTN QTY 12



OVAL COUPE PLATE
RKTBO121 31.7 x 25.5cm
12 1/2" x 10"
CTN QTY 12
RKTBO151 27 x 22.9cm
10 5/8" x 9"
CTN QTY 12



CHEFS' OVAL PLATE
RKTBOV351 34.7 x 17.3cm
13 3/8" x 6 3/4"
CTN QTY 6
RKTBOV301 29.9 x 15cm
11 3/4" x 5 7/8"
CTN QTY 12



RECTANGULAR TILE
RKTBR11 37.6 x 14cm
14 3/4" x 5 1/2"
CTN QTY 4
(Fits Wooden Boards
ZCAWWBDD1, ZCAWWGDD1,
ZCAWLWSB1)



ROUND DISH
RKTBD71 18.5 x 16.8cm
7 1/4" x 6 5/8"
35.8cl 12.6oz
CTN QTY 12
RKTBD61 16 x 14.5cm
6 1/4" x 5 3/4"
24.7cl 8.7oz
CTN QTY 12



CAPPUCCINO CUP
RKTBCB281 34cl 12oz
H: 6.5cm
Dia: 11cm
CTN QTY 12
RKTBCB201 22.7cl 8oz
H: 5.5cm
Dia: 9.5cm
CTN QTY 12



SAUCER
RKTBCSS1 15.6cm 6 1/4"
CTN QTY 12
(Fits RKTBCB281 & RKTBCB201)



ESPRESSO CUP
RKTBCB91 10cl 3.5oz
H: 5.5cm
Dia: 6.5cm
CTN QTY 12



SAUCER
RKTBESS1 11.8cm 4 1/2"
CTN QTY 12
(Fits RKTBCB91)

NEW



MUG
RKTBM121 34cl 12oz
H: 11cm
Dia: 8cm
CTN QTY 12

NEW



BEVERAGE POT
RKTBSB151 42.6cl 15oz
H: 10.5cm
CTN QTY 4
REPLACEMENT LID
WH RL151
CTN QTY 6

NEW



JUG
RKTBSJ41 11.4cl 4oz
H: 7cm
CTN QTY 4



RAKU
Quartz Black

Reactive texture through print



COUPE PLATE
RKBQEV111 28.8cm 11½"
CTN QTY 12
RKBQEV101 26cm 10¼"
CTN QTY 12



COUPE PLATE
RKBQEV81 21.7cm 8½"
CTN QTY 12
RKBQEV61 16.5cm 6½"
CTN QTY 12



COUPE BOWL
RKBQEV91 24.8cm 9¾"
113.6cl 40oz
CTN QTY 12



COUPE BOWL
RKBQEV71 18.2cm 7¼"
42.6cl 15oz
CTN QTY 12



CHEFS' WALLED PLATE
RKBQWP261 26cm 10¼"
H: 2cm
CTN QTY 6



CHEFS' WALLED PLATE
RKBQWP211 21cm 8¼"
H: 2cm
CTN QTY 6




ORGANIC ROUND PLATE
RKBQOG111 28.6cm 11½"
CTN QTY 12



ORGANIC ROUND PLATE
RKBQOG101 26.4cm 10½"
CTN QTY 12



ORGANIC ROUND PLATE
RKBQOG81 21cm 8¼"
CTN QTY 12



ORGANIC ROUND PLATE
RKBQOG71 18.6cm 7¼"
CTN QTY 12



ORGANIC ROUND BOWL
RKBQOGB11 25.3cm 9¾"
110cl 38oz
CTN QTY 12



TRIANGLE PLATE
RKBQTR121 31.1cm 12¼"
CTN QTY 6



TRIANGLE PLATE
RKBQTR101 26.5cm 10½"
CTN QTY 12



TRIANGLE PLATE
RKBQTR91 22.9cm 9"
CTN QTY 12



TRIANGLE PLATE
RKBQTR71 19.2cm 7¾"
CTN QTY 12



TRIANGLE BOWL
RKBQTR891 23.5cm 9¼"
60cl 21oz
CTN QTY 12





TRIANGLE BOWL
RKBQTRB71 18.5cm 7¼"
37cl 13oz
CTN QTY 12



WIDE RIM BOWL
RKBQVWBL1 28cm 11"
46.8cl 16.5oz
CTN QTY 12



WIDE RIM BOWL
RKBQVWBM1 24cm 9½"
28.4cl 10oz
CTN QTY 12



TRIANGLE SHALLOW BOWL
RKBQTB271 27.2 x 26.7cm
10¾" x 10½"
78cl 27oz
CTN QTY 12
RKBQTB231 21 x 21cm
8¼" x 8¼"
41cl 14oz
CTN QTY 12



CHEFS' TRIANGLE PLATE
RKBQTC361 35.6 x 25cm
14" x 9¾"
CTN QTY 6



CHEFS' TRIANGLE PLATE
RKBQTC351 35.5 x 18.8cm
13¾" x 7¾"
CTN QTY 6



CHEFS' TRIANGLE PLATE
RKBQTC301 30.4 x 20.5cm
12" x 8"
CTN QTY 6



CHEFS' TRIANGLE PLATE
RKBQTC261 26.5 x 20.5cm
10¾" x 8"
CTN QTY 12



CHEFS' TRIANGLE PLATE
RKBQTC201 20 x 15cm
7¾" x 5¾"
CTN QTY 12



CHEFS' GEO PLATE
RKBQGE351 35 x 18.5cm
13¾" x 7¼"
CTN QTY 6



CHEFS' GEO PLATE
RKBQGE301 30 x 15.5cm
11¾" x 6¼"
CTN QTY 12



CHEFS' OBLONG PLATE No.4
RKBQXO141 35.5 x 18.9cm
13¾" x 7¾"
CTN QTY 6
CHEFS' OBLONG PLATE No.3
RKBQXO111 29.8 x 15.3cm
11¾" x 6"
CTN QTY 12



CHEFS' OBLONG PLATE No.2
RKBQXO101 26.9 x 12.7cm
10½" x 5"
CTN QTY 12
CHEFS' OBLONG PLATE No. 1
RKBQXO7 1 20 x 12.1cm
7¾" x 4¾"
CTN QTY 12



OBLONG PLATTER No.9
RKBQXP141 34.4 x 23.4cm
13½" x 9¼"
CTN QTY 6



CHEFS' OBLONG PLATE No.8
RKBQOBL41 30 x 19.9cm
12" x 7¾"
CTN QTY 6



CHEFS' OBLONG PLATE No.7
RKBQOBL31 26.1 x 20.2cm
10¼" x 8"
CTN QTY 12



CHEFS' OBLONG PLATE No.6
RKBQOBL21 23.7 x 15.7cm
9¼" x 6¼"
CTN QTY 12



CHEFS' OBLONG PLATE No.5
RKBQOBL11 15.4 x 12.6cm
6" x 5"
CTN QTY 12



SQUARE PLATE
RKBQSP111 25.2cm 10"
CTN QTY 12
RKBQSP9 1 21.5cm 8½"
CTN QTY 12



OVAL COUPE PLATE
RKBQOP121 31.7 x 25.5cm
12½" x 10"
CTN QTY 12
RKBQOP581 27 x 22.9cm
10¾" x 9"
CTN QTY 12



CHEFS' OVAL PLATE
RKBQOV351 34.7 x 17.3cm
13¾" x 6¾"
CTN QTY 6
RKBQOV301 29.9 x 15cm
11¾" x 5¾"
CTN QTY 12



RECTANGULAR TILE
RKBQRST 1 37.6 x 14cm
14¾" x 5½"
CTN QTY 4
(Fits Wooden Boards
ZCAWWBDD1 and ZCAWLWSB1)



ROUND DISH
RKBQID7 1 18.5 x 16.8cm
7¼" x 6¾"
35.8cl 12.6oz
CTN QTY 12



ROUND DISH
RKBQID6 1 16 x 14.5cm
6¼" x 5¾"
24.7cl 8.7oz
CTN QTY 12



CHURCHILL® super vitrified

STUDIO®
PRINTS


Reactive texture through print

RAKU

Jasper Grey



COUPE PLATE
RKGJEV111 28.8cm 11¼"
CTN QTY 12



COUPE PLATE
RKGJEV101 26cm 10¼"
CTN QTY 12



COUPE PLATE
RKGJEVP81 21.7cm 8½"
CTN QTY 12



COUPE PLATE
RKGJEVP61 16.5cm 6½"
CTN QTY 12



COUPE BOWL
RKGJEVB91 24.8cm 9¾"
113.6cl 40oz
CTN QTY 12



COUPE BOWL
RKGJEVB71 18.2cm 7¼"
42.6cl 15oz
CTN QTY 12



CHEFS' OBLONG PLATE No.3
RKGJXO111 29.8 x 15.3cm
11¼" x 6"
CTN QTY 12



CHEFS' OBLONG PLATE No.7
RKGJOB131 26.1 x 20.2cm
10¼" x 8"
CTN QTY 12



CHEFS' OBLONG PLATE No.6
RKGJOB121 23.7 x 15.7cm
9¼" x 6¼"
CTN QTY 12



Covered by Churchill 5 Year Edge Chip Warranty

- Under glaze print finish meaning long-lasting results.

STUDIO PRINTS RAKU • CHURCHILL SUPER VITRIFIED 167

Reactive texture through print

RAKU
Agate Grey



COUPE PLATE
RKAGEV111 28.8cm 11¼"
CTN QTY 12



COUPE PLATE
RKAGEV101 26cm 10¼"
CTN QTY 12



COUPE PLATE
RKAGEVP81 21.7cm 8½"
CTN QTY 12



COUPE PLATE
RKAGEVP61 16.5cm 6½"
CTN QTY 12



COUPE BOWL
RKAGEVB91 24.8cm 9¾"
113.6cl 40oz
CTN QTY 12



COUPE BOWL
RKAGEVB71 18.2cm 7¼"
42.6cl 15oz
CTN QTY 12



DEEP COUPE PLATE
RKAGPD271 28.1cm 11"
H: 3.7cm
CTN QTY 12



DEEP COUPE PLATE
RKAGPD251 25.5cm 10"
H: 3.5cm
CTN QTY 12



DEEP COUPE PLATE
RKAGPD221 22.5cm 8¾"
H: 2.7cm
CTN QTY 12



CHEFS' OBLONG PLATE No.4
RKAGXO141 35.5 x 18.9cm
13¾" x 7½"
CTN QTY 6



CHEFS' OBLONG PLATE No.3
RKAGXO111 29.8 x 15.3cm
11¾" x 6"
CTN QTY 12



CHEFS' OBLONG PLATE No.8
RKAGOBL41 30 x 19.9cm
12" x 7¾"
CTN QTY 6



CHEFS' OBLONG PLATE No.7
RKAGOBL31 26.1 x 20.2cm
10¼" x 8"
CTN QTY 12



CHEFS' OBLONG PLATE No.6
RKAGOBL21 23.7 x 15.7cm
9½" x 6¼"
CTN QTY 12



OVAL PLATE
RKAGOP121 31.7 x 25.5cm
12½" x 10"
CTN QTY 12



OVAL PLATE
RKAGOP581 27 x 22.9cm
10¾" x 9"
CTN QTY 12



CHURCHILL® super vitrified

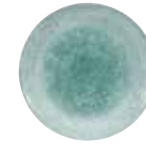
STUDIO®
PRINTS

Reactive texture through print

RAKU
Jade Green




COUPE PLATE
RKJGEV111 28.8cm 11¼"
CTN QTY 12 +
RKJGEV101 26cm 10¼"
CTN QTY 12 +



COUPE PLATE
RKJGEVP81 21.7cm 8½"
CTN QTY 12 +
RKJGEVP61 16.5cm 6½"
CTN QTY 12 +



COUPE BOWL
RKJGEVB91 24.8cm 9¾"
113.6cl 40oz
CTN QTY 12 +
RKJGEVB71 18.2cm 7¼"
42.6cl 15oz
CTN QTY 12 +



ORGANIC ROUND PLATE
RKJGOG111 28.6cm 11¼"
CTN QTY 12
RKJGOG101 26.4cm 10¾"
CTN QTY 12



ORGANIC ROUND PLATE
RKJGOG8 1 21cm 8¼"
CTN QTY 12
RKJGOG7 1 18.6cm 7¼"
CTN QTY 12



ORGANIC ROUND BOWL
RKJGOGB11 25.3cm 9¾"
110cl 38oz
CTN QTY 12




TRIANGLE PLATE
RKJGTR121 31.1cm 12¼"
CTN QTY 6



TRIANGLE PLATE
RKJGTR101 26.5cm 10½"
CTN QTY 12



TRIANGLE PLATE
RKJGTR9 1 22.9cm 9"
CTN QTY 12
RKJGTR7 1 19.2cm 7½"
CTN QTY 12



TRIANGLE BOWL
RKJGTRB91 23.5cm 9¼"
60cl 21oz
CTN QTY 12



TRIANGLE BOWL
RKJGTRB71 18.5cm 7¼"
37cl 13oz
CTN QTY 12



CHEFS' OBLONG PLATE No.4
RKJGXO141 35.5 x 18.9cm
13¾" x 7½"
CTN QTY 6
CHEFS' OBLONG PLATE No.3
RKJGXO111 29.8 x 15.3cm
11¾" x 6"
CTN QTY 12



CHEFS' OBLONG PLATE No.8
RKJGOBL41 30 x 19.9cm
12" x 7¾"
CTN QTY 6



CHEFS' OBLONG PLATE No.7
RKJGOBL31 26.1 x 20.2cm
10¼" x 8"
CTN QTY 12



CHEFS' OBLONG PLATE No.6
RKJGOBL21 23.7 x 15.7cm
9½" x 6½"
CTN QTY 12



OVAL PLATE
RKJGOP121 31.7 x 25.5cm
12½" x 10"
CTN QTY 12 +
RKJGOP581 27 x 22.9cm
10½" x 9"
CTN QTY 12 +



Covered by Churchill 5 Year Edge Chip Warranty


- Under glaze print finish meaning long-lasting results.

CHURCHILL® super vitrified

STUDIO®
PRINTS

RAKU Garnet Orange


Reactive texture through print



COUPE PLATE
RKG0EV111 28.8cm 11¼"
CTN QTY 12



COUPE PLATE
RKG0EV101 26cm 10¼"
CTN QTY 12



COUPE PLATE
RKG0EV81 21.7cm 8½"
CTN QTY 12



COUPE PLATE
RKG0EV61 16.5cm 6½"
CTN QTY 12



COUPE BOWL
RKG0EV891 24.8cm 9¾"
113.6cl 40oz
CTN QTY 12



COUPE BOWL
RKG0EV871 18.2cm 7¼"
42.6cl 15oz
CTN QTY 12



CHEFS' OBLONG PLATE No.4
RKG0X0141 35.5 x 18.9cm
13¾" x 7½"
CTN QTY 6



CHEFS' OBLONG PLATE No.3
RKG0X0111 29.8 x 15.3cm
11¾" x 6"
CTN QTY 12



OVAL COUPE PLATE
RKG0OP121 31.7 x 25.5cm
12½" x 10"
CTN QTY 12



OVAL COUPE PLATE
RKG0OP581 27 x 22.9cm
10¾" x 9"
CTN QTY 12



See Churchill Raku cutlery
on page 352 - 353



Covered by Churchill 5 Year Edge Chip Warranty

- Under glaze print finish meaning long-lasting results.

CHURCHILL® super vitrified

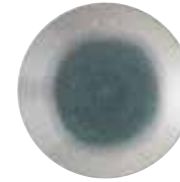
STUDIO®
PRINTS

RAKU DUO

Introducing Raku Duo, a design that brings a new dimension to the collection with striking two colour compositions. The complementary colour combinations create a premium frame for elevated food presentation.

Reactive Texture Through Print


Agate - Topaz



COUPE PLATE
RDATEV111 28.8cm 11¼"
CTN QTY 12



COUPE PLATE
RDATEV101 26cm 10¼"
CTN QTY 12



COUPE PLATE
RDATEVP81 21.7cm 8½"
CTN QTY 12



COUPE BOWL
RDATEVB91 24.8cm 9¾"
113.6cl 40oz
CTN QTY 12



DEEP COUPE PLATE
RDATPD271 28.1cm 11"
H: 3.7cm
CTN QTY 12



DEEP COUPE PLATE
RDATPD251 25.5cm 10"
H: 3.5cm
CTN QTY 12



CHEFS' OBLONG PLATE No.4
RDATXO141 35.5 x 18.9cm
13¾" x 7½"
CTN QTY 6



CHEFS' OBLONG PLATE No.3
RDATXO111 29.8 x 15.3cm
11¾" x 6"
CTN QTY 12



Covered by Churchill 5 Year Edge Chip Warranty

- Under glaze print finish meaning long-lasting results.


STUDIO PRINTS RAKU DUO • CHURCHILL SUPER VITRIFIED 175

CHURCHILL® super vitrified


STUDIO®
PRINTS

Reactive Texture Through Print

RAKU DUO Topaz - Quartz



COUPE PLATE
RDTQEV111 28.8cm 11¼"
CTN QTY 12 ✦




COUPE PLATE
RDTQEV101 26cm 10¼"
CTN QTY 12 ✦




COUPE PLATE
RDTQEV81 21.7cm 8½"
CTN QTY 12 ✦



COUPE BOWL
RDTQEV891 24.8cm 9¾"
113.6cl 40oz
CTN QTY 12 ✦



DEEP COUPE PLATE
RDTQPD271 28.1cm 11"
H: 3.7cm
CTN QTY 12 ✦



DEEP COUPE PLATE
RDTQPD251 25.5cm 10"
H: 3.5cm
CTN QTY 12 ✦



CHEFS' OBLONG PLATE No.4
RDTQXO141 35.5 x 18.9cm
13¾" x 7½"
CTN QTY 6



CHEFS' OBLONG PLATE No.3
RDTQXO111 29.8 x 15.3cm
11¾" x 6"
CTN QTY 12



✦ Covered by Churchill 5 Year Edge Chip Warranty

- Under glaze print finish meaning long-lasting results.

STUDIO PRINTS RAKU DUO • CHURCHILL SUPER VITRIFIED 177

CHURCHILL® super vitrified

STUDIO®
PRINTS

Studio Prints Stone is inspired by the traditional process of hand carving ceramics from natural stone. Emulating tones and textures of nature, Stone is achieved with Churchill's innovative print process and each piece is unique.

STONE

Natural Tones and Texture

Aquamarine



COUPE PLATE
STAMEV111 28.8cm 11¼"
CTN QTY 12



COUPE PLATE
STAMEV101 26cm 10¼"
CTN QTY 12




COUPE PLATE
STAMEVP81 21.7cm 8½"
CTN QTY 12



COUPE PLATE
STAMEVP61 16.5cm 6½"
CTN QTY 12



COUPE BOWL
STAMEVB91 24.8cm 9¾"
113.6cl 40oz
CTN QTY 12



COUPE BOWL
STAMEVB71 18.2cm 7¼"
42.6cl 15oz
CTN QTY 12



CHEFS' OBLONG PLATE No.4
STAMXO141 35.5 x 18.9cm
13¾" x 7½"
CTN QTY 6



CHEFS' OBLONG PLATE No.3
STAMXO111 29.8 x 15.3cm
11¾" x 6"
CTN QTY 12



OVAL COUPE PLATE
STAMOP121 31.7 x 25.5cm
12½" x 10"
CTN QTY 12



OVAL COUPE PLATE
STAMOP581 27 x 22.9cm
10¾" x 9"
CTN QTY 12



CHEFS' OVAL PLATE
STAMOV351 34.7 x 17.3cm
13¾" x 6¾"
CTN QTY 6



CHEFS' OVAL PLATE
STAMOV301 29.9 x 15cm
11¾" x 5¾"
CTN QTY 12



Covered by Churchill 5 Year Edge Chip Warranty

- Under glaze print finish meaning long-lasting results.

CHURCHILL® super vitrified

STUDIO®
PRINTS

Natural Tones and Texture

STONE
Pearl Grey



COUPE PLATE
STGPEV111 28.8cm 11¼"
CTN QTY 12



COUPE PLATE
STGPEV101 26cm 10¼"
CTN QTY 12



COUPE PLATE
STGPEVP81 21.7cm 8½"
CTN QTY 12



COUPE PLATE
STGPEVP61 16.5cm 6½"
CTN QTY 12



COUPE BOWL
STGPEVB91 24.8cm 9¾"
113.6cl 40oz
CTN QTY 12



COUPE BOWL
STGPEVB71 18.2cm 7¼"
42.6cl 15oz
CTN QTY 12



CHEFS' OBLONG PLATE No.4
STGPXO141 35.5 x 18.9cm
13¾" x 7½"
CTN QTY 6



CHEFS' OBLONG PLATE No.3
STGPXO111 29.8 x 15.3cm
11¾" x 6"
CTN QTY 12



Covered by Churchill 5 Year Edge Chip Warranty

- Under glaze print finish meaning long-lasting results.

Natural Tones and Texture

STONE
Agate Grey



COUPE PLATE
STAGEV111 28.8cm 11¼"
CTN QTY 12



COUPE PLATE
STAGEV101 26cm 10¼"
CTN QTY 12



COUPE PLATE
STAGEVP81 21.7cm 8½"
CTN QTY 12



COUPE PLATE
STAGEVP61 16.5cm 6½"
CTN QTY 12



COUPE BOWL
STAGEVB91 24.8cm 9¾"
113.6cl 40oz
CTN QTY 12



COUPE BOWL
STAGEVB71 18.2cm 7¼"
42.6cl 15oz
CTN QTY 12



TRIANGLE PLATE
STAGTR101 26.5cm 10½"
CTN QTY 12



TRIANGLE PLATE
STAGTR9 1 22.9cm 9"
CTN QTY 12



TRIANGLE PLATE
STAGTR7 1 19.2cm 7¾"
CTN QTY 12



TRIANGLE BOWL
STAGTRB91 23.5cm 9¼"
60cl 21oz
CTN QTY 12



TRIANGLE BOWL
STAGTRB71 18.5cm 7¼"
37cl 13oz
CTN QTY 12



CHEFS' OBLONG PLATE No.4
STAGXO141 35.5 x 18.9cm
13¾" x 7½"
CTN QTY 6
CHEFS' OBLONG PLATE No.3
STAGXO111 29.8 x 15.3cm
11¾" x 6"
CTN QTY 12



OVAL COUPE PLATE
STAGOP121 31.7 x 25.5cm
12½" x 10"
CTN QTY 12



OVAL COUPE PLATE
STAGOP581 27 x 22.9cm
10¾" x 9"
CTN QTY 12



CHEFS' OVAL PLATE
STAGOV351 34.7 x 17.3cm
13¾" x 6¾"
CTN QTY 6



CHEFS' OVAL PLATE
STAGOV301 29.9 x 15cm
11¾" x 5¾"
CTN QTY 12



Natural Tones and Texture

STONE
Quartz Black



COUPE PLATE
STQB111 28.8cm 11¼"
CTN QTY 12



COUPE PLATE
STQB101 26cm 10¼"
CTN QTY 12



COUPE PLATE
STQB81 21.7cm 8½"
CTN QTY 12




COUPE PLATE
STQB61 16.5cm 6½"
CTN QTY 12



COUPE BOWL
STQB91 24.8cm 9¾"
113.6cl 40oz
CTN QTY 12



COUPE BOWL
STQB71 18.2cm 7¼"
42.6cl 15oz
CTN QTY 12



TRIANGLE PLATE
STBTR101 26.5cm 10½"
CTN QTY 12



TRIANGLE PLATE
STBTR91 22.9cm 9"
CTN QTY 12



TRIANGLE PLATE
STBTR71 19.2cm 7¾"
CTN QTY 12



TRIANGLE BOWL
STBTR91 23.5cm 9¼"
60cl 21oz
CTN QTY 12



TRIANGLE BOWL
STBTR71 18.5cm 7¼"
37cl 13oz
CTN QTY 12



CHEFS' OBLONG PLATE No.4
STBBO141 35.5 x 18.9cm
13¾" x 7¾"
CTN QTY 6

CHEFS' OBLONG PLATE No.3
STBBO111 29.8 x 15.3cm
11¾" x 6"
CTN QTY 12



OVAL COUPE PLATE
STQBOP121 31.7 x 25.5cm
12½" x 10"
CTN QTY 12



OVAL COUPE PLATE
STQBOP581 27 x 22.9cm
10½" x 9"
CTN QTY 12



CHEFS' OVAL PLATE
STQB351 34.7 x 17.3cm
13¾" x 6¾"
CTN QTY 6



CHEFS' OVAL PLATE
STQB301 29.9 x 15cm
11¾" x 5¾"
CTN QTY 12



CHURCHILL® super vitrified

STUDIO®
PRINTS

Natural Tones and Texture

STONE
Zircon Brown



COUPE PLATE
STZBEV111 28.8cm 11¼"
CTN QTY 12



COUPE PLATE
STZBEV101 26cm 10¼"
CTN QTY 12



COUPE PLATE
STZBEVP81 21.7cm 8½"
CTN QTY 12



COUPE PLATE
STZBEVP61 16.5cm 6½"
CTN QTY 12



COUPE BOWL
STZBEVB91 24.8cm 9¾"
113.6cl 40oz
CTN QTY 12



COUPE BOWL
STZBEVB71 18.2cm 7¼"
42.6cl 15oz
CTN QTY 12



CHEFS' OBLONG PLATE No.4
STZBXO141 35.5 x 18.9cm
13¾" x 7¾"
CTN QTY 6



CHEFS' OBLONG PLATE No.3
STZBXO111 29.8 x 15.3cm
11¾" x 6"
CTN QTY 12



OVAL COUPE PLATE
STZBOP121 31.7 x 25.5cm
12½" x 10"
CTN QTY 12



OVAL COUPE PLATE
STZBOP581 27 x 22.9cm
10½" x 9"
CTN QTY 12



CHEFS' OVAL PLATE
STZBOV351 34.7 x 17.3cm
13¾" x 6¾"
CTN QTY 6



CHEFS' OVAL PLATE
STZBOV301 29.9 x 15cm
11¾" x 5¾"
CTN QTY 12



Covered by Churchill 5 Year Edge Chip Warranty

- Under glaze print finish meaning long-lasting results.

CHURCHILL[®] super vitrified

STUDIO[®]
PRINTS

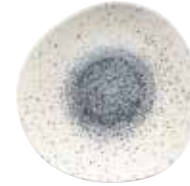
MINERAL

Studio Prints Mineral is inspired by the mottled surface texture created by traditional artisan glazes. Achieved with Churchill's innovative print process, every piece is unique.

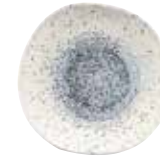
Artisan Texture




Blue



ORGANIC ROUND PLATE
MNBLOG111 28.6cm 11¼"
CTN QTY 12



ORGANIC ROUND PLATE
MNBLOG101 26.4cm 10½"
CTN QTY 12



ORGANIC ROUND PLATE
MNBLOG81 21cm 8¼"
CTN QTY 12

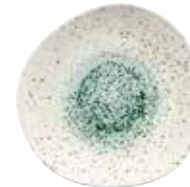


ORGANIC ROUND PLATE
MNBLOG71 18.6cm 7¼"
CTN QTY 12




ORGANIC ROUND BOWL
MNBLOG811 25.3cm 9¾"
110cl 38oz
CTN QTY 12

Green



ORGANIC ROUND PLATE
MNGROG111 28.6cm 11¼"
CTN QTY 12



ORGANIC ROUND PLATE
MNGROG101 26.4cm 10½"
CTN QTY 12



ORGANIC ROUND PLATE
MNGROG81 21cm 8¼"
CTN QTY 12



ORGANIC ROUND PLATE
MNGROG71 18.6cm 7¼"
CTN QTY 12



ORGANIC ROUND BOWL
MNGROG811 25.3cm 9¾"
110cl 38oz
CTN QTY 12

- Under glaze print finish meaning long-lasting results.

NEW ADDITIONS

CHURCHILL® super vitrified
STUDIO®
PRINTS

HOMESPUN ACCENTS

Homespun Accents balances the use of colour and texture alongside simplistic white space. Printed underglaze for added durability, finished with a hand applied edge band and printed with reactive colour so that every piece will be unique.

Homespun Style

Aquamarine



COUPE PLATE
HAAMEV111 28.8cm 11¼"
 CTN QTY 12



COUPE PLATE
HAAMEV101 26cm 10¼"
 CTN QTY 12



COUPE PLATE
HAAMEVP81 21.7cm 8½"
 CTN QTY 12



COUPE PLATE
HAAMEVP61 16.5cm 6½"
 CTN QTY 12



COUPE BOWL
HAAMEVB91 24.8cm 9¾"
 113.6cl 40oz
 CTN QTY 12



COUPE BOWL
HAAMEVB71 18.2cm 7¼"
 42.6cl 15oz
 CTN QTY 12



CHEFS' WALLED PLATE
HAAMWP261 26cm 10¼"
 H: 2cm
 CTN QTY 6



CHEFS' WALLED PLATE
HAAMWP211 21cm 8¼"
 H: 2cm
 CTN QTY 6



CHEFS' OBLONG PLATE No.4
HAAMXO141 35.5 x 18.9cm
 13¾" x 7¾"
 CTN QTY 6



CHEFS' OBLONG PLATE No.3
HAAMXO111 29.8 x 15.3cm
 11¾" x 6"
 CTN QTY 12



NEW ADDITIONS

CHURCHILL® super vitrified

STUDIO®
PRINTS

HOMESPUN ACCENTS

Jasper Grey

Homespun Style



COUPE PLATE
HAJGEV111 28.8cm 11¼"
CTN QTY 12



COUPE PLATE
HAJGEV101 26cm 10¼"
CTN QTY 12



COUPE PLATE
HAJGEVP81 21.7cm 8½"
CTN QTY 12



COUPE PLATE
HAJGEVP61 16.5cm 6½"
CTN QTY 12



COUPE BOWL
HAJGEVB91 24.8cm 9¾"
113.6cl 40oz
CTN QTY 12



COUPE BOWL
HAJGEVB71 18.2cm 7¼"
42.4cl 15oz
CTN QTY 12



CHEFS' WALLED PLATE
HAJGWP261 26cm 10¼"
H: 2cm
CTN QTY 6



CHEFS' WALLED PLATE
HAJGWP211 21cm 8¼"
H: 2cm
CTN QTY 6



CHEFS' OBLONG PLATE No.4
HAJGXO141 35.5 x 18.9cm
13¾" x 7½"
CTN QTY 6



CHEFS' OBLONG PLATE No.3
HAJGXO111 29.8 x 15.3cm
11¾" x 6"
CTN QTY 12



CHURCHILL® super vitrified

STUDIO®
PRINTS

HOMESPUN

Homespun is a contemporary take on studio ceramics, featuring a concentric pattern that emulates hand thrown pottery. Printed underglaze with a hand applied edge band, each piece of Homespun unique.

Homespun Style

Slate Blue



COUPE PLATE
SPSBEV111 28.8cm 11¼"
CTN QTY 12



COUPE PLATE
SPSBEV101 26cm 10¼"
CTN QTY 12



COUPE PLATE
SPSBEVP81 21.7cm 8½"
CTN QTY 12



COUPE PLATE
SPSBEVP61 16.5cm 6½"
CTN QTY 12



COUPE BOWL
SPSBEVB91 24.8cm 9¾"
113.6cl 40oz
CTN QTY 12



COUPE BOWL
SPSBEVB71 18.2cm 7¼"
42.6cl 15oz
CTN QTY 12



OVAL PLATE
SPSBOP121 31.7 x 25.5cm
12½" x 10"
CTN QTY 12



OVAL PLATE
SPSBOP581 27 x 22.9cm
10¾" x 9"
CTN QTY 12



CHEFS' OBLONG PLATE No.3
SPSBXO111 29.8 x 15.3cm
11¾" x 6"
CTN QTY 12



Covered by Churchill 5 Year Edge Chip Warranty

- Under glaze print finish meaning long-lasting results.

HOMESPUN

Stone Grey



COUPE PLATE
SPSGEV111 28.8cm 11¼"
CTN QTY 12
SPSGEV101 26cm 10¼"
CTN QTY 12



COUPE PLATE
SPSGEV81 21.7cm 8½"
CTN QTY 12
SPSGEV61 16.5cm 6½"
CTN QTY 12



COUPE BOWL
SPSGVB91 24.8cm 9¾"
113.6cl 40oz
CTN QTY 12
SPSGVB71 18.2cm 7¼"
42.6cl 15oz
CTN QTY 12



WIDE RIM BOWL
SPSGVWBL1 28cm 11"
46.8cl 16.5oz
CTN QTY 12
SPSGVWBM1 24cm 9½"
28.4cl 10oz
CTN QTY 12



OVAL COUPE PLATE
SPSGOP121 31.7 x 25.5cm
12½" x 10"
CTN QTY 12
SPSGOP581 27 x 22.9cm
10¾" x 9"
CTN QTY 12



CHEFS' OBLONG PLATE No.4
SPSGXO141 35.5 x 18.9cm
13¾" x 7½"
CTN QTY 6
CHEFS' OBLONG PLATE No.3
SPSGXO111 29.8 x 15.3cm
11¾" x 6"
CTN QTY 12



SQUARE PLATE
SPSGSP111 25.2cm 10"
CTN QTY 12
SPSGSP91 21.5cm 8½"
CTN QTY 12



CAPPUCCINO CUP
SPSGCB201 22.7cl 8oz
H: 5.5cm
Dia: 9.5cm
CTN QTY 12



SAUCER
SPSGCSS1 15.6cm 6¼"
CTN QTY 12
(Fits SPSGCB201)



ESPRESSO CUP
SPSGCEB91 10cl 3.5oz
H: 5.5cm
Dia: 6.5cm
CTN QTY 12



SAUCER
SPSGESS1 11.8cm 4½"
CTN QTY 12
(Fits SPSGCEB91)



BEVERAGE POT
SPSGSB151 42.6cl 15oz
H: 10.5cm
CTN QTY 4
REPLACEMENT LID
SWHSRL151
CTN QTY 6



JUG
SPSGSJ41 11.4cl 4oz
H: 7cm
CTN QTY 4



SUGAR BOWL
SPSGSGR1 22.7cl 8oz
H: 6.2cm
Dia: 9.8cm
CTN QTY 12



HOMESPUN
Charcoal Black



COUPE PLATE
SPCBEV111 28.8cm 11¼"
CTN QTY 12 +
SPCBEV101 26cm 10¼"
CTN QTY 12 +



COUPE PLATE
SPCBEVP81 21.7cm 8½"
CTN QTY 12 +
SPCBEVP61 16.5cm 6½"
CTN QTY 12 +



COUPE BOWL
SPCBEVB91 24.8cm 9¾"
113.6cl 40oz
CTN QTY 12 +
SPCBEVB71 18.2cm 7¼"
42.6cl 15oz
CTN QTY 12 +



WIDE RIM BOWL
SPCBVWBL1 28cm 11"
46.8cl 16.5oz
CTN QTY 12 +
SPCBVWBM1 24cm 9½"
28.4cl 10oz
CTN QTY 12 +



OVAL COUPE PLATE
SPCBOP121 31.7 x 25.5cm
12½" x 10"
CTN QTY 12 +
SPCBOP581 27 x 22.9cm
10¾" x 9"
CTN QTY 12 +



CHEFS' OBLONG PLATE No.4
SPCBXO141 35.5 x 18.9cm
13¾" x 7¾"
CTN QTY 6
SPCBXO111 29.8 x 15.3cm
11¾" x 6"
CTN QTY 12



SQUARE PLATE
SPCBSP111 25.2cm 10"
CTN QTY 12
SPCBSP91 21.5cm 8½"
CTN QTY 12



CAPPUCCINO CUP
SPCBCB201 22.7cl 8oz
H: 5.5cm
Dia: 9.5cm
CTN QTY 12 +



SAUCER
SPCBCSS1 15.6cm 6¼"
CTN QTY 12 +
(Fits SPCBCB201)



ESPRESSO CUP
SPCBCEB91 10cl 3.5oz
H: 5.5cm
Dia: 6.5cm
CTN QTY 12 +



SAUCER
SPCBCSS1 11.8cm 4½"
CTN QTY 12 +
(Fits SPCBCEB91)



BEVERAGE POT
SPCBCS151 42.6cl 15oz
H: 10.5cm
CTN QTY 4
REPLACEMENT LID
SPGSR151
CTN QTY 6



JUG
SPCBSJ41 11.4cl 4oz
H: 7cm
CTN QTY 4



SUGAR BOWL
SPCBSGR1 22.7cl 8oz
H: 6.2cm
Dia: 9.8cm
CTN QTY 12 +



CHURCHILL® super vitrified

STUDIO®
PRINTS

AGANO

The Studio Prints Agano design is a contemporary take on traditional Japanese ceramics. Ideal for food presentation, the linear and radial pattern draws the eye to the centre of the plate.

Radial Linear Lines

Black



COUPE PLATE
AGBLEV111 28.8cm 11¼"
CTN QTY 12
AGBLEV101 26cm 10¼"
CTN QTY 12



COUPE PLATE
AGBLEVP81 21.7cm 8½"
CTN QTY 12
AGBLEVP61 16.5cm 6½"
CTN QTY 12



COUPE BOWL
AGBLEVB91 24.8cm 9"
113.6cl 40oz
CTN QTY 12



COUPE BOWL
AGBLEVB71 18.2cm 7¼"
42.6cl 15oz
CTN QTY 12



CHEFS' OBLONG PLATE No.4
AGBLXO141 35.5 x 18.9cm
13¾" x 7½"
CTN QTY 6



CHEFS' OBLONG PLATE No.3
AGBLXO111 29.8 x 15.3cm
11¾" x 6"
CTN QTY 12



CHEFS' OVAL PLATE
AGBLOV351 34.7 x 17.3cm
13¾" x 6¾"
CTN QTY 6



CHEFS' OVAL PLATE
AGBLOV301 29.9 x 15cm
11¾" x 5¾"
CTN QTY 12



Covered by Churchill 5 Year Edge Chip Warranty

- Under glaze print finish meaning long-lasting results.

STUDIO PRINTS AGANO • CHURCHILL SUPER VITRIFIED 201

CHURCHILL® super vitrified

VINTAGE PRINTS

Eclectic Mediterranean Pattern


MED TILES

The Med Tiles design is an impression of the antique Moorish tiles found in the Mediterranean cities of Spain, Portugal and North Africa. Inspired by the vast heritage behind these patterns, the design features a worn and aged look.

Aquamarine



DEEP COUPE PLATE
MTAQP271 28.1cm 11"
H: 3.7cm
CTN QTY 12



DEEP COUPE PLATE
MTAQP251 25.5cm 10"
H: 3.5cm
CTN QTY 12



CHEFS' OBLONG PLATE No.4
MTAQXO141 35.5 x 18.9cm
13 7/8" x 7 3/8"
CTN QTY 6



CHEFS' OBLONG PLATE No.3
MTAQXO111 29.8 x 15.3cm
11 3/4" x 6"
CTN QTY 12

COMPLEMENTARY ITEMS:



SNACK BOWL
RBBLBS141 40cl 14oz
H: 6.5cm
Dia: 13cm 5/4"
CTN QTY 12



SHALLOW BOWL
RBBLBS91 26cl 9oz
H: 4.5cm
Dia: 13cm 5/4"
CTN QTY 12



DEEP BOWL
RBBLBSDB1 24cl 8.4oz
H: 6cm
Dia: 10.2cm 4"
CTN QTY 12



DIP POT
RBBLBSD41 11cl 4oz
H: 5cm
Dia: 8.5cm 3 3/4"
CTN QTY 12



CHURCHILL® super vitrified

VINTAGE PRINTS

Mix and Match Vintage

Our Vintage Prints collection includes a medley of Calico, Rose Chintz and Toile pieces, taken from traditional print in our archives. Perfect as sharing platters or to add charm to key signature dishes, the pieces can be mixed and matched so every selection is unique.



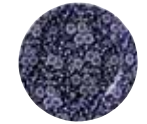
WILLOW VICTORIAN CALICO PLATE
CAW VP111 30.5cm 12"
CTN QTY 6




WILLOW VICTORIAN CALICO PLATE
CAW VP581 27.6cm 10 7/8"
CTN QTY 6



WILLOW VICTORIAN CALICO PLATE
CAW VP8 1 21cm 8 1/4"
CTN QTY 6




WILLOW VICTORIAN CALICO PLATE
CAW VP651 17cm 6 5/8"
CTN QTY 6




WILLOW VICTORIAN CALICO OVAL DISH
CAW RD141 36.5 x 29.3cm
14 1/8" x 11 1/2"
CTN QTY 6



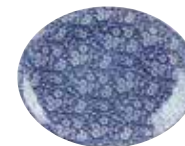
WILLOW VICTORIAN CALICO RIMMED BOWL
CAW VRSB1 24.9cm 9 7/8"
50cl 17.5oz
CTN QTY 6




PRAGUE VICTORIAN CALICO PLATE
CAP VP111 30.5cm 12"
CTN QTY 6




PRAGUE VICTORIAN CALICO PLATE
CAP VP8 1 21cm 8 1/4"
CTN QTY 6



PRAGUE VICTORIAN CALICO OVAL PLATE
CAP OP121 31.7 x 25.5cm
12 1/2" x 10"
CTN QTY 6



PRAGUE VICTORIAN CALICO RIMMED BOWL
CAP VRSB1 24.9cm 9 7/8"
50cl 17.5oz
CTN QTY 6



PRAGUE TOILE PLATE
TOP VP111 30.5cm 12"
CTN QTY 6



PRAGUE TOILE PLATE
TOP VP8 1 21cm 8 1/4"
CTN QTY 6




PRAGUE TOILE PLATE
TOP VP651 17cm 6 5/8"
CTN QTY 6



PRAGUE TOILE OVAL RIMMED DISH
TOP RD141 36.5 x 29.3cm
14 1/8" x 11 1/2"
CTN QTY 6



PRAGUE TOILE DEEP COUPE PLATE
TOP PD271 28.1cm 11"
H: 3.7cm
CTN QTY 12



PRAGUE TOILE DEEP COUPE PLATE
TOP PD251 25.5cm 10"
H: 3.5cm
CTN QTY 12



Covered by Churchill 5 Year Edge Chip Warranty

- Under glaze print finish meaning long-lasting results.

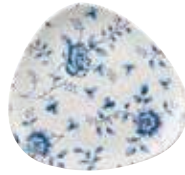
VINTAGE PRINTS



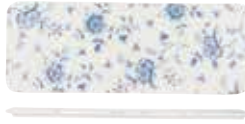
PRAGUE ROSE
CHINTZ PLATE
RCP VP111 30.5cm 12"
CTN QTY 6
RCP VP581 27.6cm 10 7/8"
CTN QTY 6



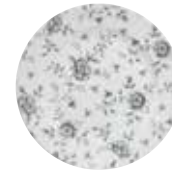
PRAGUE ROSE
CHINTZ PLATE
RCP VP8 1 21cm 8 1/4"
CTN QTY 6



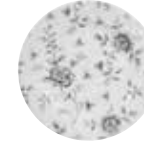
PRAGUE ROSE CHINTZ
TRIANGLE PLATE
RCP TR9 1 22.9cm 9"
CTN QTY 12



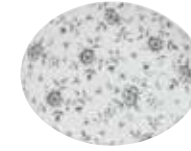
PRAGUE ROSE CHINTZ
RECTANGULAR TILE
RCP RST 1 37.6 x 14cm
14 3/4" x 5 1/2"
CTN QTY 4
(Fits ZCAWWBDD1)



GREY ROSE
CHINTZ PLATE
RCG VP111 30.5cm 12"
CTN QTY 6
RCG VP581 27.6cm 10 7/8"
CTN QTY 6



GREY ROSE
CHINTZ PLATE
RCG VP8 1 21cm 8 1/4"
CTN QTY 6



GREY ROSE
CHINTZ OVAL PLATE
RCG OP121 31.7cm x 25.5cm
12 1/2" x 10"
CTN QTY 6




CRANBERRY ROSE
CHINTZ PLATE
RCC VP111 30.5cm 12"
CTN QTY 6
RCC VP581 27.6cm 10 7/8"
CTN QTY 6




CRANBERRY ROSE
CHINTZ PLATE
RCC VP651 17cm 6 5/8"
CTN QTY 6



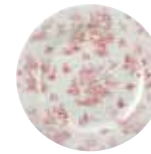
CRANBERRY ROSE CHINTZ
OVAL PLATE
RCC OP121 31.7 x 25.5cm
12 1/2" x 10"
CTN QTY 6



CRANBERRY ROSE
CHINTZ TILE
RCC ATE 1 26.5 x 17cm
10 3/8" x 6 5/8"
CTN QTY 4



CRANBERRY TOILE PLATE
TOC VP111 30.5cm 12"
CTN QTY 6



CRANBERRY TOILE PLATE
TOC VP8 1 21cm 8 1/4"
CTN QTY 6



CRANBERRY TOILE
CHEFS OBLONG PLATE No.3
TOC XO111 29.8cm x 15.3cm
11 3/4" x 6"
CTN QTY 12



GEORGIAN TEACUP
WH GTC71 19.8cl 7oz
H: 7cm
Dia: 9cm
CTN QTY 12



BLUE WILLOW
GEORGIAN TEACUP
BWL GTC71 19.8cl 7oz
H: 7cm
Dia: 9cm
CTN QTY 12



BLUE BRAMBLE
GEORGIAN TEACUP
BBA GTC71 19.8cl 7oz
H: 7cm
Dia: 9cm
CTN QTY 12



CRANBERRY WILLOW
GEORGIAN TEACUP
CWL GTC71 19.8cl 7oz
H: 7cm
Dia: 9cm
CTN QTY 12



CRANBERRY BRAMBLE
GEORGIAN TEACUP
CBA GTC71 19.8cl 7oz
H: 7cm
Dia: 9cm
CTN QTY 12



BLUE WILLOW
SANDRINGHAM
TEA/COFFEE POT
BWL PS301 85.2cl 30oz
H: 17.5cm
CTN QTY 4
REPLACEMENT LID
BWL LS301
CTN QTY 6



BLUE WILLOW
SANDRINGHAM
TEA/COFFEE POT
BWL PS151 42cl 15oz
H: 14.5cm
CTN QTY 4
REPLACEMENT LID
BWL LS151
CTN QTY 6



BLUE WILLOW
SANDRINGHAM JUG
BWL JS251 14cl 5oz
H: 10cm
CTN QTY 4




BLUE WILLOW OPEN
SANDRINGHAM
SUGAR BOWL
BWL BS3 1 9cm 3 1/2"
CTN QTY 12



GEORGIAN SAUCER
WH GTS 1 14.1cm 5 1/2"
CTN QTY 12
(Fits all teacups above)



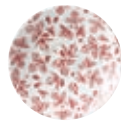
BLUE WILLOW
GEORGIAN SAUCER
BWL GTS 1 14.1cm 5 1/2"
CTN QTY 12
(Fits all teacups above)



BLUE BRAMBLE
GEORGIAN SAUCER
BBA GTS 1 14.1cm 5 1/2"
CTN QTY 12
(Fits all teacups above)



CRANBERRY WILLOW
GEORGIAN SAUCER
CWL GTS 1 14.1cm 5 1/2"
CTN QTY 12
(Fits all teacups above)



CRANBERRY BRAMBLE
GEORGIAN SAUCER
CBA GTS 1 14.1cm 5 1/2"
CTN QTY 12
(Fits all teacups above)



RETRO BLUE

Simply Nostalgic

Laid-back and nostalgic Retro Blue features a wide edge band in cobalt blue, inspired by traditional enamelware with the all the performance attributes and food safety benefits of ceramics



COUPE PLATE
WHBBEV111 28.8cm 11¼"
CTN QTY 12



COUPE PLATE
WHBBEV101 26cm 10¼"
CTN QTY 12



COUPE PLATE
WHBBEV81 21.7cm 8½"
CTN QTY 12



COUPE PLATE
WHBBEV61 16.5cm 6½"
CTN QTY 12



COUPE BOWL
WHBBPLC21 31cm 12"
240cl 84.5oz
CTN QTY 6



COUPE BOWL
WHBBEV891 24.8cm 9¾"
113.6cl 40oz
CTN QTY 12



COUPE BOWL
WHBBEV871 18.2cm 7¼"
42.6cl 15oz
CTN QTY 12



ROUND DISH
WHBBRPD1 13.5cm 5¼"
50cl 17.6oz
CTN QTY 12



RAMEKIN
WHBBLRK1 9cm 3½"
19.5cl 6.9oz
CTN QTY 24



RAMEKIN
WHBBSRK1 7cm 2¾"
9cl 3.2oz
CTN QTY 24



CUP
WHBBS121 34cl 12oz
H: 8.5cm
Dia: 8.5cm
CTN QTY 12



COUPE SAUCER
WHBB86 1 16cm 6¼"
CTN QTY 24
(Fits WHBBS121)



CHURCHILL® super vitrified

EMERGE®

Emerge is a collection of stylish tableware decorated in artisan style glazes. The appearance of studio pottery is created through glaze finishes and an exposed biscuit base in the earthy Churchill Emerge coloured body.

Artisan Look, Engineered Performance



CINNAMON BROWN



SHALLOW TRAY
EMBRET231 23.3 x 10 x 3.3cm
9 1/4 x 4 x 1 1/4"

CTN QTY 6
EMBRET171 17.3 x 11.9 x 3.3cm
6 3/4 x 4 3/8 x 1 1/4"

CTN QTY 6



SHALLOW TRAY
EMBRET121 12 x 9 x 3.3cm
4 3/4 x 3 1/2 x 1 1/4"

CTN QTY 6



DEEP DISH
EMBRED171 17.3 x 11.9 x 5cm
6 3/4 x 4 3/8 x 2"

CTN QTY 6

EMBRED121 12 x 8.8 x 5cm
4 3/4 x 3 1/2 x 2"

CTN QTY 6



DIP POT
EMBREM21 5.7cl 2oz
H: 3.9cm
Dia: 6cm

CTN QTY 12



DEEP BOWL
EMBREM81 25.5cl 9oz
H: 5.7cm
Dia: 9cm

CTN QTY 12



CHIP MUG
EMBREM111 31.2cl 11oz
H: 7.7cm
Dia: 8.6cm

CTN QTY 12



DEEP BOWL
EMBREM401 113.6cl 40oz
H: 7.5cm
Dia: 15.8cm

CTN QTY 6



DEEP BOWL
EMBREM161 45.4cl 16oz
H: 5.9cm
Dia: 12cm

CTN QTY 12

OSLO BLUE



RECTANGULAR PLATE
EMBLEP301 30 x 14.7cm
11 7/8 x 5 3/8"

CTN QTY 6



RECTANGULAR PLATE
EMBLEP221 22 x 15cm
8 1/4 x 5 3/4"

CTN QTY 6



RECTANGULAR PLATE
EMBLEP251 25.1 x 10cm
9 3/4 x 3 3/4"

CTN QTY 6



SHALLOW TRAY
EMBLET231 23.3 x 10 x 3.3cm
9 1/4 x 4 x 1 1/4"

CTN QTY 6
EMBLET171 17.3 x 11.9 x 3.3cm
6 3/4 x 4 3/8 x 1 1/4"

CTN QTY 6



SHALLOW TRAY
EMBLET121 12 x 9 x 3.3cm
4 3/4 x 3 1/2 x 1 1/4"

CTN QTY 6



DEEP DISH
EMBLED171 17.3 x 11.9 x 5cm
6 3/4 x 4 3/8 x 2"

CTN QTY 6

EMBLED121 12 x 8.8 x 5cm
4 3/4 x 3 1/2 x 2"

CTN QTY 6



RAMEN BOWL
EMBLEU201 100cl 35.2oz
H: 8cm
Dia: 20cm

CTN QTY 6



UDON BOWL
EMBLER161 70cl 24.6oz
H: 8cm
Dia: 16cm

CTN QTY 6



DEEP BOWL
EMBLEM401 113.6cl 40oz
H: 7.5cm
Dia: 15.8cm

CTN QTY 6

EMBLEM161 45.4cl 16oz
H: 5.9cm
Dia: 12cm

CTN QTY 12



CHIP MUG
EMBLEM111 31.2cl 11oz
H: 7.7cm
Dia: 8.6cm

CTN QTY 12



DEEP BOWL
EMBLEM81 25.5cl 9oz
H: 5.7cm
Dia: 9cm

CTN QTY 12



DIP POT
EMBLEM21 5.7cl 2oz
H: 3.9cm
Dia: 6cm

CTN QTY 12

CHURCHILL[®] super vitrified

EMERGE[®]

Artisan Look, Engineered Performance



SEATTLE GREY



RECTANGULAR PLATE
EMGYEP301 30 x 14.7cm
11 $\frac{1}{8}$ x 5 $\frac{1}{2}$ "
CTN QTY 6



RECTANGULAR PLATE
EMGYEP221 22 x 15cm
8 $\frac{3}{4}$ x 5 $\frac{7}{8}$ "
CTN QTY 6



RECTANGULAR PLATE
EMGYEP251 25.1 x 10cm
9 $\frac{1}{4}$ x 3 $\frac{3}{4}$ "
CTN QTY 6



SHALLOW TRAY
EMGYET231 23.3 x 10 x 3.3cm
9 $\frac{1}{8}$ x 4 x 1 $\frac{1}{4}$ "
CTN QTY 6



SHALLOW TRAY
EMGYET171 17.3 x 11.9 x 3.3cm
6 $\frac{3}{4}$ x 4 $\frac{1}{2}$ x 1 $\frac{1}{4}$ "
CTN QTY 6



SHALLOW TRAY
EMGYET121 12 x 9 x 3.3cm
4 $\frac{3}{4}$ x 3 $\frac{1}{2}$ x 1 $\frac{1}{4}$ "
CTN QTY 6



DEEP DISH
EMGYED171 17.3 x 11.9 x 5cm
6 $\frac{3}{4}$ x 4 $\frac{1}{2}$ x 2"
CTN QTY 6



DEEP DISH
EMGYED121 12 x 8.8 x 5cm
4 $\frac{3}{4}$ x 3 $\frac{1}{2}$ x 2"
CTN QTY 6



RAMEN BOWL
EMGYEU201 100cl 35.2oz
H: 8cm
Dia: 20cm
CTN QTY 6



UDON BOWL
EMGYER161 70cl 24.6oz
H: 8cm
Dia: 16cm
CTN QTY 6



DEEP BOWL
EMGYEM401 113.6cl 40oz
H: 7.5cm
Dia: 15.8cm
CTN QTY 6



DEEP BOWL
EMGYEM161 45.4cl 16oz
H: 5.9cm
Dia: 12cm
CTN QTY 12



CHIP MUG
EMGYEM111 31.2cl 11oz
H: 7.7cm
Dia: 8.6cm
CTN QTY 12



DEEP BOWL
EMGYEM8 1 25.5cl 9oz
H: 5.7cm
Dia: 9cm
CTN QTY 12



DIP POT
EMGYEM2 1 5.7cl 2oz
H: 3.9cm
Dia: 6cm
CTN QTY 12

CHURCHILL® super vitrified

VELLUM™
SEMI MATTE GLAZE

Tactile Minimalism



COUPE PLATE
WHVMEV111 28.8cm 11½"
CTN QTY 12 +
WHVMEV101 26cm 10¼"
CTN QTY 12 +



COUPE PLATE
WHVMEVP81 21.7cm 8½"
CTN QTY 12 +
WHVMEVP61 16.5cm 6½"
CTN QTY 12 +



COUPE BOWL
WHVMEVB91 24.8cm 9¾"
113.6cl 40oz
CTN QTY 12 +
WHVMEVB71 18.2cm 7¼"
42.4cl 15oz
CTN QTY 12 +



CHEFS' WALLED PLATE
WHVMWP261 26cm 10¼"
H: 2cm
CTN QTY 6
WHVMWP211 21cm 8¼"
H: 2cm
CTN QTY 6



TRIANGLE PLATE
WHVMTR101 26.5cm 10½"
CTN QTY 12
WHVMTR9 1 22.9cm 9"
CTN QTY 12



TRIANGLE PLATE
WHVMTR7 1 19.2cm 7½"
CTN QTY 12



TRIANGLE BOWL
WHVMTRB91 23.5cm 9¼"
60cl 21oz
CTN QTY 12



TRIANGLE BOWL
WHVMTRB71 18.5cm 7¼"
37cl 13oz
CTN QTY 12



CHEFS' OBLONG PLATE No.4
WHVMXO141 35.5 x 18.9cm
13¾ x 7¾"
CTN QTY 6



CHEFS' OBLONG PLATE No.3
WHVMXO111 29.8 x 15.3cm
11¾ x 6"
CTN QTY 12



CAPPUCCINO CUP
WHVMCB281 34cl 12oz
H: 5.5cm
Dia: 11cm
CTN QTY 12 +
WHVMCB201 22.7cl 8oz
H: 5.5cm
Dia: 9.5cm
CTN QTY 12 +



SAUCER
WHVMCS1 1 15.6cm 6¼"
CTN QTY 12 +
(Fits WHVMCB281 & WHVMCB201)



ESPRESSO CUP
WHVMCEB91 10cl 3.5oz
H: 5.5cm
Dia: 6.5cm
CTN QTY 12 +



ESPRESSO SAUCER
WHVMES1 1 11.8cm 4½"
CTN QTY 12 +
(Fits WHVMCEB91)



MUG
WHVMVM121 34cl 12oz
H: 11cm
Dia: 8cm
CTN QTY 12 +



SUGAR BOWL
WHVMSSGR1 22.7cl 8oz
H: 6.2cm
Dia: 9.8cm
CTN QTY 12 +



+ Covered by Churchill 5 Year Edge Chip Warranty

CHURCHILL® super vitrified

ISLA

Inspired by the Shoreline

COASTAL SAND

Coastal Sand is a hand applied spinwash that enhances the intricate Isla embossment. The soft, neutral tone is inspired by the shoreline and is perfect for mixing with Isla white and other spinwash colours.



Featured with Churchill Isla cutlery



PRESENTATION PLATE
ANISIP121 30.5cm 12"
CTN QTY 12



FOOTED PLATE
ANISIF581 27.6cm 10 7/8"
CTN QTY 12



PLATE
ANISIP8 1 21cm 8 1/4"
CTN QTY 12



PLATE
ANISIP651 17cm 6 5/8"
CTN QTY 12



DEEP COUPE PLATE
ANISID271 28.1cm 11"
H: 3.7cm
CTN QTY 12



DEEP COUPE PLATE
ANISID251 25.5cm 10"
H: 3.5cm
CTN QTY 12



WIDE RIM BOWL
ANISIWBL1 28cm 11"
46.8cl 16.5oz
CTN QTY 12



WIDE RIM BOWL
ANISIWBM1 24cm 9 1/2"
28.4cl 10oz
CTN QTY 12



Covered by Churchill 5 Year Edge Chip Warranty

Items with a fully glazed foot

ISLA • CHURCHILL SUPER VITRIFIED 217

CHURCHILL® super vitrified

ISLA

Inspired by the Shoreline

SHALE GREY

The distinctive and elegant Isla embossment emulates the natural beauty and patterns of the coast. Enhanced with colour, the intricate Isla embossment intensifies with the addition of Shale Grey. Statement colour items within the collection complement the full white embossed range.



PRESENTATION PLATE
SHISIP121 30.5cm 12"
CTN QTY 12



FOOTED PLATE
SHISIF111 30.5cm 12"
CTN QTY 12



FOOTED PLATE
SHISIF581 27.6cm 10 3/4"
CTN QTY 12



FOOTED PLATE
SHISIF101 26.1cm 10 1/4"
CTN QTY 12



FOOTED PLATE
SHISIF9 1 23.4cm 9 1/4"
CTN QTY 12



PLATE
SHISIP8 1 21cm 8 1/4"
CTN QTY 12



PLATE
SHISIP451 17cm 6 3/4"
CTN QTY 12



DEEP COUPE PLATE
SHSID271 28.1cm 11"
H: 3.7cm
CTN QTY 12



DEEP COUPE PLATE
SHSID251 25.5cm 10"
H: 3.5cm
CTN QTY 12



WIDE RIM BOWL
SHISIWBL1 28cm 11"
46.8cl 16.5oz
CTN QTY 12



WIDE RIM BOWL
SHISIWBM1 24cm 9 1/2"
28.4cl 10oz
CTN QTY 12



Covered by Churchill 5 Year Edge Chip Warranty

Items with a fully glazed foot

CHURCHILL[®] super vitrified

ISLA

Inspired by the Shoreline

OCEAN BLUE

Inspired by the shoreline, the stylish Isla design delivers on performance and durability. The hand applied spinwash in striking Ocean Blue, enhances the intricate embossment, creating perfect feature piece items to combine with the Isla White collection.



Featured with Churchill Isla cutlery



PRESENTATION PLATE
OCISIP121 30.5cm 12"
CTN QTY 12



FOOTED PLATE
OCISIF111 30.5cm 12"
CTN QTY 12



FOOTED PLATE
OCISIF581 27.6cm 10 3/4"
CTN QTY 12



FOOTED PLATE
OCISIF101 26.1cm 10 1/4"
CTN QTY 12



FOOTED PLATE
OCISIF9 1 23.4cm 9 1/4"
CTN QTY 12



PLATE
OCISIP8 1 21cm 8 1/4"
CTN QTY 12



PLATE
OCISIP651 17cm 6 3/4"
CTN QTY 12



DEEP COUPE PLATE
OCISID271 28.1cm 11"
H: 3.7cm
CTN QTY 12



DEEP COUPE PLATE
OCISID251 25.5cm 10"
H: 3.5cm
CTN QTY 12



WIDE RIM BOWL
OCISIWBL1 28cm 11"
46.8cl 16.5oz
CTN QTY 12



WIDE RIM BOWL
OCISIWBM1 24cm 9 1/2"
28.4cl 10oz
CTN QTY 12



Covered by Churchill 5 Year Edge Chip Warranty

Items with a fully glazed foot

ISLA • CHURCHILL SUPER VITRIFIED 221

ISLA

Inspired by the Shoreline

The contemporary and intricate Isla design is inspired by shapes and textures found along the seashore. Featured on a comprehensive range of tableware shapes and beverage items, the modern yet graceful Isla embossment is reminiscent of the coastline.



PRESENTATION PLATE
WHISIP121 30.5cm 12"
CTN QTY 12



FOOTED PLATE
WHISIF111 30.5cm 12"
CTN QTY 12



FOOTED PLATE
WHISIF581 27.6cm 10 7/8"
CTN QTY 12



FOOTED PLATE
WHISIF101 26.1cm 10 1/4"
CTN QTY 12



FOOTED PLATE
WHISIF9 1 23.4cm 9 1/4"
CTN QTY 12



PLATE
WHISIP8 1 21cm 8 1/4"
CTN QTY 12



PLATE
WHISIP651 17cm 6 5/8"
CTN QTY 12



TOPAZ BLUE
DEEP COUPE PLATE
RKTBD271 28.1cm 11"
H: 3.7cm
CTN QTY 12



TOPAZ BLUE
DEEP COUPE PLATE
RKTBD251 25.5cm 10"
H: 3.5cm
CTN QTY 12



QUARTZ BLACK
DEEP COUPE PLATE
RKBQID271 28.1cm 11"
H: 3.7cm
CTN QTY 12



QUARTZ BLACK
DEEP COUPE PLATE
RKBQID251 25.5cm 10"
H: 3.5cm
CTN QTY 12



DEEP COUPE PLATE
WHISID271 28.1cm 11"
H: 3.7cm
CTN QTY 12



DEEP COUPE PLATE
WHISID251 25.5cm 10"
H: 3.5cm
CTN QTY 12



ORGANIC
ROUND PLATE
WHISO111 28.6cm 11 1/4"
CTN QTY 12



ORGANIC
ROUND PLATE
WHISO101 26.4cm 10 3/8"
CTN QTY 12



ORGANIC
ROUND PLATE
WHISO18 1 21cm 8 1/4"
CTN QTY 12



ISLA



WIDE RIM BOWL
WHISIBL1 28cm 11"
 46.8cl 16.5oz
 CTN QTY 12
WHISIBM1 24cm 9½"
 28.4cl 10oz
 CTN QTY 12



PASTA BOWL
WHISIPPB1 30.8cm 12¼"
 87.5cl 30.5oz
 CTN QTY 12



RIMMED BOWL
WHISIRS1 24.9cm 9¾"
 50cl 17.5oz
 CTN QTY 12



OATMEAL BOWL
WHISIPOB1 17cm 6⅝"
 25.5cl 9oz
 CTN QTY 12



CHEFS' OBLONG PLATE
WHISIO141 35.5 x 18.9cm
 13¾" x 7½"
 CTN QTY 6
WHISIO111 29.5 x 15cm
 11¾" x 6"
 CTN QTY 12



CHEFS' TRIANGLE PLATE
WHISIC351 35.5 x 18.8cm
 13¾ x 7¾"
 CTN QTY 6



CHEFS' TRIANGLE PLATE
WHISIC301 30.4 x 20.5cm
 12 x 8"
 CTN QTY 6



CONSUMME BOWL
WHISIB141 36cl 12.6oz
 CTN QTY 6
 (Fits WH FS6 1)



STACKING CUP
WHISISC81 22cl 8oz
 H: 7cm
 Dia: 8.5cm
 CTN QTY 12



COFFEE CUP
WHISIT121 34cl 12oz
 H: 7cm
 Dia: 10.5cm
 CTN QTY 12



TEA CUP
WHISIT8 1 22cl 8oz
 H: 6.5cm
 Dia: 9.5cm
 CTN QTY 12



SAUCER
WHISIM 1 15cm 5⅞"
 CTN QTY 12
 (Fits WHISISC81, WHISIT121,
 WHISIT8 1)



STACKING CUP
WHISIC31 9cl 3oz
 H: 5.3cm
 Dia: 6cm
 CTN QTY 12



ESPRESSO CUP
WHISIE3 1 11cl 3.9oz
 H: 5.8cm
 Dia: 6.4cm
 CTN QTY 12



SAUCER
WHISS5 1 12.8cm 5"
 CTN QTY 12
 (Fits WHISISC31, WHISIE3 1)



MUG
WHISIM121 34cl 12oz
 H: 11cm
 Dia: 8cm
 CTN QTY 12



BEVERAGE POT
WHISIT301 85.2cl 30oz
 H: 15cm
 CTN QTY 4
REPLACEMENT LID
WHISL30 1
 CTN QTY 6



BEVERAGE POT
WHISIT151 42.6cl 15oz
 H: 10.5cm
 CTN QTY 4
REPLACEMENT LID
WHISL15 1
 CTN QTY 6



**STAINLESS STEEL
 TEA FILTER**
SS TF 1 H: 7.2cm 2⅞"
 Dia: 6cm 2¼"
 CTN QTY 4
 (Fits WHISIT151)



JUG
WHISUG81 22.7cl 8oz
 H: 7cm
 CTN QTY 4



JUG
WHISUG41 11.4cl 4oz
 H: 5.5cm
 CTN QTY 4



JUG
WHISUG21 5.6cl 2oz
 H: 4.4cm
 CTN QTY 12



OPEN SUGAR BOWL
WHISIGR1 22.7cl 8oz
 H: 6.2cm
 Dia: 9.8cm
 CTN QTY 12
OPTIONAL LID (plain)
WH SSDL1
 CTN QTY 12



See Churchill Isla cutlery
 on page 356 - 357



ISLA GLASS

Inspired by the Shoreline

Further enhancing the Isla collection, the embossment is featured on glass tableware in soft organic shapes and a versatile clear colour.



CLEAR



ORGANIC GLASS PLATE
GLCLOP291 29.5cm 11½"
CTN QTY 6



ORGANIC GLASS PLATE
GLCLTBP11 22.5cm 8¾"
CTN QTY 6



ORGANIC GLASS BOWL
GLCLOB241 24.5cm 9¾"
110cl 37oz
CTN QTY 6



ORGANIC GLASS BOWL
GLCLTBB21 21cm 8¼"
60cl 21oz
CTN QTY 6



ORGANIC GLASS BOWL
GLCLTBB11 17cm 6½"
26.5cl 9.3oz
CTN QTY 6



ORGANIC OVAL
GLASS PLATTER
GLCLTBO11 30 x 16.2cm
11½" x 6½"
CTN QTY 6

COMPLEMENTARY ITEMS:



COASTAL SAND
FOOTED PLATE
ANISIF581 27.6cm 10¾"
CTN QTY 12



COASTAL SAND PLATE
ANISIP8 1 21cm 8¼"
CTN QTY 12



OCEAN BLUE FOOTED PLATE
OCISIF581 27.6cm 10¾"
CTN QTY 12



OCEAN BLUE PLATE
OCISIP8 1 21cm 8¼"
CTN QTY 12

CHURCHILL® super vitrified

BAMBOO

Inspired by Nature

DUSK

The naturally inspired Bamboo embossment is enhanced with hand applied colour. Striking Dusk is a versatile tone that complements both premium and casual dining settings.



PRESENTATION PLATE
DUBALP121 30.5cm 12"
CTN QTY 12



FOOTED PLATE
DUBALF111 30.5cm 12"
CTN QTY 12



FOOTED PLATE
DUBALF581 27.6cm 10 7/8"
CTN QTY 12



FOOTED PLATE
DUBALF101 26.1cm 10 1/4"
CTN QTY 12



FOOTED PLATE
DUBALF9 1 23.4cm 9 1/4"
CTN QTY 12



PLATE
DUBALP8 1 21cm 8 1/4"
CTN QTY 12



PLATE
DUBALP651 17cm 6 5/8"
CTN QTY 12



WIDE RIM BOWL
DUBALWBL1 28cm 11"
46.8cl 16.5oz
CTN QTY 12



WIDE RIM BOWL
DUBALWBM1 24cm 9 1/2"
28.4cl 10oz
CTN QTY 12



DEEP COUPE PLATE
DUBALD271 28.1cm 11"
H: 3.7cm
CTN QTY 12



DEEP COUPE PLATE
DUBALD251 25.5cm 10"
H: 3.5cm
CTN QTY 12



Covered by Churchill 5 Year Edge Chip Warranty

Items with a fully glazed foot

BAMBOO • CHURCHILL SUPER VITRIFIED 229

BAMBOO

Inspired by Nature

MIST

The dusty blue tone of Bamboo Mist is hand applied to Bamboo, enhancing the intricate embossment with colour inspired by the landscape.



PRESENTATION PLATE
MBBALP121 30.5cm 12"
CTN QTY 12



FOOTED PLATE
MBBALF111 30.5cm 12"
CTN QTY 12



FOOTED PLATE
MBBALF581 27.6cm 10 7/8"
CTN QTY 12



FOOTED PLATE
MBBALF101 26.1cm 10 1/4"
CTN QTY 12



FOOTED PLATE
MBBALF9 1 23.4cm 9 1/2"
CTN QTY 12



PLATE
MBBALP8 1 21cm 8 1/4"
CTN QTY 12



PLATE
MBBALP651 17cm 6 5/8"
CTN QTY 12



WIDE RIM BOWL
MBBALWB1 28cm 11"
46.8cl 16.5oz
CTN QTY 12



WIDE RIM BOWL
MBBALWBM1 24cm 9 1/2"
28.4cl 10oz
CTN QTY 12



DEEP COUPE PLATE
MBBALD271 28.1cm 11"
H: 3.7cm
CTN QTY 12



DEEP COUPE PLATE
MBBALD251 25.5cm 10"
H: 3.5cm
CTN QTY 12



CHURCHILL® super vitrified

BAMBOO

Inspired by Nature

Taking inspiration from nature, Bamboo has a sculptural grace which balances design with performance. The raised embossed design is influenced by the natural flowing form of bamboo. Available in a comprehensive collection of items, perfect for all manner of hospitality setting, including large scale catering.



PRESENTATION PLATE
WHBALP121 30.5cm 12"
CTN QTY 12



WIDE RIM PLATE
WHBALW111 30.5cm 12"
CTN QTY 12



WIDE RIM PLATE
WHBALW581 27.2cm 10 7/8"
CTN QTY 12



FOOTED PLATE
WHBALF111 30.5cm 12"
CTN QTY 12



FOOTED PLATE
WHBALF581 27.6cm 10 7/8"
CTN QTY 12



FOOTED PLATE
WHBALF101 26.1cm 10 1/4"
CTN QTY 12



FOOTED PLATE
WHBALF91 23.4cm 9 1/4"
CTN QTY 12



PLATE
WHBALP111 30.5cm 12"
CTN QTY 12



PLATE
WHBALP581 27.6cm 10 7/8"
CTN QTY 12



PLATE
WHBALP101 26.1cm 10 1/4"
CTN QTY 12



PLATE
WHBALP91 23.4cm 9 1/4"
CTN QTY 12



PLATE
WHBALP81 21cm 8 1/4"
CTN QTY 12



PLATE
WHBALP651 17cm 6 5/8"
CTN QTY 12



TOPAZ BLUE
DEEP COUPE PLATE
RKTBLD271 28.1cm 11"
H: 3.7cm
CTN QTY 12



TOPAZ BLUE
DEEP COUPE PLATE
RKTBLD251 25.5cm 10"
H: 3.5cm
CTN QTY 12



QUARTZ BLACK
DEEP COUPE PLATE
RKBQLD271 28.1cm 11"
H: 3.7cm
CTN QTY 12



Covered by Churchill 5 Year Edge Chip Warranty

Items with a fully glazed foot

BAMBOO • CHURCHILL SUPER VITRIFIED 233

CHURCHILL® super vitrified BAMBOO



**QUARTZ BLACK
DEEP COUPE PLATE**
RKBQLD251 25.5cm 10"
H: 3.5cm
CTN QTY 12



DEEP COUPE PLATE
WHBALD271 28.1cm 11"
H: 3.7cm
CTN QTY 12



DEEP COUPE PLATE
WHBALD251 25.5cm 10"
H: 3.5cm
CTN QTY 12



WIDE RIM BOWL
WHBALWBL1 28cm 11"
46.8cl 16.5oz
CTN QTY 12



WIDE RIM BOWL
WHBALWBM1 24cm 9½"
28.4cl 10oz
CTN QTY 12



PASTA BOWL
WHBALRPP1 30.8cm 12¼"
59.6cl 21oz
CTN QTY 12



RIMMED BOWL
WHBALRSB1 24.9cm 9¾"
50cl 17.5oz
CTN QTY 12



OATMEAL BOWL
WHBALPOB1 17cm 6¾"
25.5cl 9oz
CTN QTY 12



**TRIANGLE
SHALLOW BOWL**
WHBALB271 27.2 x 26.7cm
10¾" x 10½"
78cl 27oz
CTN QTY 12



**TRIANGLE
SHALLOW BOWL**
WHBALB231 21 x 21cm
8¼" x 8¼"
41cl 14oz
CTN QTY 12



OBLONG PLATE
WHBALO111 29.5 x 15cm
11¾" x 5½"
CTN QTY 12



SQUARE PLATE
WHBAL111 25.5cm 10"
CTN QTY 12



SQUARE PLATE
WHBAL91 22cm 8½"
CTN QTY 12



SQUARE PLATE
WHBAL571 17cm 6½"
CTN QTY 12



OVAL PLATE
WHBALO141 34.6 x 26.3 x 3.5cm
13½" x 9" x 2"
CTN QTY 12



OVAL PLATE
WHBALO121 29 x 22.7 x 3.8cm
11½" x 9" x 1½"
CTN QTY 12



OVAL PLATE
WHBALO101 25 x 19.4 x 3.2cm
9¾" x 7½" x 1¼"
CTN QTY 12



OVAL PLATE
WHBALO81 19.5 x 15 x 2.5cm
7¾" x 5¾" x 1"
CTN QTY 12



RIMMED OVAL DISH
WHBALR131 33cm 13"
CTN QTY 6



RIMMED OVAL DISH
WHBALR111 28cm 11"
CTN QTY 6



STACKING BOWL
WHBALB141 36cl 12.6oz
H: 5.5cm
Dia: 11.5cm
CTN QTY 6



STACKING BOWL
WHBALB101 28cl 10oz
H: 4.5cm
Dia: 11.5cm
CTN QTY 6



HANDLED STACKING BOWL
WHBALH141 36cl 12.6oz
H: 5.5cm
Dia: 11.5cm
CTN QTY 6



BOWL STAND
WHBAL61 15.2cm 6"
CTN QTY 12
(Fits WHBALB141,
WHBALB101, WHBALH141)



SNACK BOWL
WHBAL5141 13cm 5¼"
40cl 14oz
CTN QTY 12



SHALLOW BOWL
WHBAL5B91 13cm 5¼"
26cl 9oz
CTN QTY 12



SHALLOW BOWL
WHBAL5B61 11.6cm 4½"
20cl 7oz
CTN QTY 12



CHIP MUG
WHBALSCM1 10cm 7¾"
29cl 11oz
CTN QTY 12



DEEP BOWL
WHBAL5DB1 10.2cm 4"
24cl 8.4oz
CTN QTY 12



DIP POT
WHBAL5D41 8.5cm 3¾"
11cl 4oz
CTN QTY 12



DIP POT
WHBAL5D21 7cm 2¾"
6cl 2oz
CTN QTY 12



RICE BOWL
WHBALB451 11.5cm 4½"
28cl 10oz
CTN QTY 12
(Fits WHBALSM 1)



CHURCHILL[®] super vitrified BAMBOO



STACKING CUP
WHBALSC81 22cl 8oz
H: 7cm
Dia: 8.5cm
CTN QTY 12



STACKING CUP
WHBALC281 28cl 10oz
H: 6.5cm
Dia: 10cm
CTN QTY 12



STACKING CUP
WHBALC201 20cl 7oz
H: 5.5cm
Dia: 9cm
CTN QTY 12



COFFEE CUP
WHBALT121 34cl 12oz
H: 7cm
Dia: 10.5cm
CTN QTY 12



TEA CUP
WHBALT81 22cl 8oz
H: 6.5cm
Dia: 9.5cm
CTN QTY 12



SAUCER
WHBALSM1 15cm 5 7/8"
CTN QTY 12
(Fits WHBALSC81,
WHBALC281, WHBALC201,
WHBALC161, WHBALT121,
WHBALT81)



STACKING CUP
WHBALSC31 9cl 3oz
H: 5.3cm
Dia: 6cm
CTN QTY 12



ESPRESSO CUP
WHBALE31 11cl 3.5oz
H: 5.8cm
Dia: 6.4cm
CTN QTY 12



SAUCER
WHBALSS1 12.8cm 5"
CTN QTY 12
(Fits WHBALSC31,
WHBALC91, WHBALE31)



MUG
WHBALM121 34cl 12oz
H: 11cm
Dia: 8cm
CTN QTY 12



BEVERAGE POT
WHBALB301 85.2cl 30oz
H: 15cm
CTN QTY 4
REPLACEMENT LID
WH RL301
CTN QTY 6



BEVERAGE POT
WHBALB151 42.6cl 15oz
H: 10.5cm
CTN QTY 4
REPLACEMENT LID
WH RL151
CTN QTY 6



JUG
WHBALJ81 22.7cl 8oz
H: 8.5cm
CTN QTY 4
WHBALJ41 11.4cl 4oz
H: 7cm
CTN QTY 4



JUG
WHBALJ21 5.6cl 2oz
H: 5cm
CTN QTY 12



OPEN SUGAR BOWL
WHBALSGR1 22.7cl 8oz
H: 6.2cm
Dia: 9.8cm
CTN QTY 12



OPTIONAL LID (plain)
WH SSLD1
CTN QTY 12



SALT
WHBALSA1 7cm 2 1/2"
CTN QTY 12
PEPPER
WHBALPE1 7cm 2 1/2"
CTN QTY 12



See Churchill Bamboo
cutlery on page 360 - 361



BAMBOO GLASS

Inspired by Nature

Further enhancing the Bamboo collection, the embossment is featured on glass tableware in soft organic shapes and a subtle dusk colour.



GLASS DUSK



ORGANIC GLASS PLATE
GLDKOP291 29.5cm 11½"
CTN QTY 6



ORGANIC GLASS PLATE
GLDKTBP11 22.5cm 8¾"
CTN QTY 6



ORGANIC GLASS BOWL
GLDKOB241 24.5cm 9½"
110cl 37oz
CTN QTY 6



ORGANIC GLASS BOWL
GLDKTBB21 21cm 8¼"
60cl 21oz
CTN QTY 6



ORGANIC GLASS BOWL
GLDKTBB11 17cm 6½"
26.5cl 9.3oz
CTN QTY 6



ORGANIC OVAL
GLASS PLATTER
GLDKTBO11 30 x 16.2cm
11¾" x 6½"
CTN QTY 6

COMPLEMENTARY ITEMS:



DUSK FOOTED PLATE
DUBALF581 27.6cm 10¾"
CTN QTY 12



DUSK PLATE
DUBALP8 1 21cm 8¼"
CTN QTY 12



MIST FOOTED PLATE
MBBALF581 27.6cm 10¾"
CTN QTY 12



MIST PLATE
MBBALP8 1 21cm 8¼"
CTN QTY 12

PROFILE

Functional & Stylish

Profile flatware has an enhanced face profile with a defined rim to showcase the food at its very best. The slim and defined rolled edge ensures excellent durability. The plates and rimmed bowls are all streamlined up to 20% lighter than Classic plates making them an easy to handle solution.



PRESENTATION PLATE
WH PP121 30.5cm 12"
CTN QTY 12



PLATE
WH VP111 30.5cm 12"
CTN QTY 12



PLATE
WH VP581 27.6cm 10 3/4"
CTN QTY 12



PLATE
WH VP101 26.1cm 10 1/4"
CTN QTY 12



PLATE
WH VP9 1 23.4cm 9 1/4"
CTN QTY 12



PLATE
WH VP8 1 21cm 8 1/4"
CTN QTY 12



PLATE
WH VP651 17cm 6 5/8"
CTN QTY 12



DEEP COUPE PLATE
WH PD271 28.1cm 11"
H: 3.7cm
CTN QTY 12



DEEP COUPE PLATE
WH PD251 25.5cm 10"
H: 3.5cm
CTN QTY 12



DEEP COUPE PLATE
WH PD221 22.5cm 8 7/8"
H: 2.7cm
CTN QTY 12



OVAL PLATE
WH OR141 34.6 x 26.3 x 5cm
13 3/8" x 9" x 2"
CTN QTY 12
WH OR121 29 x 22.7 x 3.8cm
11 1/2" x 9" x 1 1/2"
CTN QTY 12



OVAL PLATE
WH OR101 25 x 19.4 x 3.2cm
9 1/2" x 7 1/2" x 1 1/4"
CTN QTY 12
WH OR8 1 19.5 x 15 x 2.5cm
7 3/4" x 5 7/8" x 1"
CTN QTY 12



PASTA BOWL
WH VPPB1 30.9cm 12 1/4"
87.5cl 30.5oz
CTN QTY 12



RIMMED BOWL
WH VRSB1 24.9cm 9 7/8"
50cl 17.5oz
CTN QTY 12



OATMEAL BOWL
WH VPOB1 17cm 6 5/8"
25.5cl 9oz
CTN QTY 12



WIDE RIM BOWL
WH VVBL1 28cm 11"
46.8cl 16.5oz
CTN QTY 12



CHURCHILL[®] super vitrified PROFILE



WIDE RIM BOWL
WH VVBM1 24cm 9½"
28.4cl 10oz
CTN QTY 12



NOODLE BOWL
WH NDBL1 107.5cl 37.8oz
H: 8cm
Dia: 18.3cm
CTN QTY 6



DEEP BOWL
WH DPBW1 77cl 26oz
H: 7cm
Dia: 15.5cm
CTN QTY 6



STACKING BOWL
WH VB141 36cl 12.6oz
H: 5.5cm
Dia: 11.5cm
CTN QTY 6



STACKING BOWL
WH VB101 28cl 10oz
H: 4.5cm
Dia: 11.5cm
CTN QTY 6
(Fits WH FS6 1)



HANDLED STACKING BOWL
WH VH141 36cl 12.6oz
H: 5.5cm
Dia: 11.5cm
CTN QTY 6
(Fits WH FS6 1)



BOWL STAND
WH FS6 1 15.2cm 6"
CTN QTY 24
(Fits WH VB101, WH VB141 & WH VH141)



STACKING CUP
WH VSCB1 22cl 8oz
H: 7cm
Dia: 8.5cm
CTN QTY 12



STACKING CUP
WH VC2B1 28cl 10oz
H: 6.5cm
Dia: 10cm
CTN QTY 12



STACKING CUP
WH VC201 20cl 7oz
H: 5.5cm
Dia: 9cm
CTN QTY 12



COFFEE CUP
WH VT121 34cl 12oz
H: 7cm
Dia: 10.5cm
CTN QTY 12



TEACUP
WH VTB 1 22cl 8oz
H: 6.5cm
Dia: 9.5cm
CTN QTY 12



SAUCER
WH VSM 1 15cm 5¾"
CTN QTY 12
(Fits WH VC2B1, WH VC201, WH VSCB1, WH VT121 & WH VTB 1)



STACKING CUP
WH VSC31 9cl 3oz
H: 5.3cm
Dia: 6cm
CTN QTY 12



ESPRESSO CUP
WH VE3 1 11cl 3.9oz
H: 5.8cm
Dia: 6.4cm
CTN QTY 12



SAUCER
WH VSS 1 12.8cm 5"
CTN QTY 12
(Fits WH VC111, WH VC9 1, WH VSC31 & WH VE3 1)



MUG
WH VM121 34cl 12oz
H: 11cm
Dia: 8cm
CTN QTY 12



BEVERAGE POT
WH SB301 85.2cl 30oz
H: 15cm
CTN QTY 4
REPLACEMENT LID
WH RL301
CTN QTY 6



BEVERAGE POT
WH SB151 42.6cl 15oz
H: 10.5cm
CTN QTY 4
REPLACEMENT LID
WH RL151
CTN QTY 6



ELEGANT TEAPOT
WH EB151 42.6cl 15oz
H: 11.5cm
CTN QTY 4
REPLACEMENT LID
WH L15 1
CTN QTY 6



STAINLESS STEEL TEA FILTER
SS TF 1 H: 7.2cm 2¾"
D: 6cm 2¼"
CTN QTY 4
(Fits WH EB151)



JUG
WH SJB 1 22.7cl 8oz
H: 8.5cm
CTN QTY 4



JUG
WH SJA 1 11.4cl 4oz
H: 7cm
CTN QTY 4



JUG
WH SJ2 1 5.6cl 2oz
H: 5cm
CTN QTY 12



OPEN SUGAR BOWL
WH SSGR1 22.7cl 8oz
H: 6.2cm
Dia: 9.8cm
CTN QTY 12



BUTTER BLOCK
WH CBB 1 6cm 2¼"
2.8cl 1oz
CTN QTY 12



SUGAR SACHET HOLDER
WH SH 1 11.7 x 7.3cm
4½" x 2¾"
CTN QTY 6



SALT
WH SSA 1 7cm 2½"
CTN QTY 12
PEPPER
WH SPE 1 7cm 2½"
CTN QTY 12



BUDVASE
WH SBV 1 12.5cm 5"
CTN QTY 6



OPTIONAL LID
WH SSLD1
CTN QTY 12



See Churchill Profile cutlery on page 354 - 355



CHURCHILL® super vitrified

TRACE & EVOLVE

Organic, Versatile & Stylish Simple

Stylish and simple, Evolve is a versatile range of coupes shapes, the soft rimless profile is perfect for classic or contemporary plating. Organic Trace shapes create a beautifully simplistic canvas for fresh food presentation.



TRACE



ORGANIC ROUND PLATE
WH OG111 28.6cm 11 1/4"
CTN QTY 12



ORGANIC ROUND PLATE
WH OG101 26.4cm 10 3/4"
CTN QTY 12



ORGANIC ROUND PLATE
WH OG81 21cm 8 1/4"
CTN QTY 12



ORGANIC ROUND PLATE
WH OG71 18.6cm 7 1/4"
CTN QTY 12



ORGANIC ROUND BOWL
WH OG811 25.3cm 9 3/4"
110cl 38oz
CTN QTY 12

EVOLVE



COUPE PLATE
WH EV121 32.4cm 12 3/4"
CTN QTY 6



COUPE PLATE
WH EV111 28.8cm 11 1/4"
CTN QTY 12



COUPE PLATE
WH EV101 26cm 10 1/4"
CTN QTY 12



COUPE PLATE
WH EV91 21.7cm 8 5/8"
CTN QTY 12



COUPE PLATE
WH EVP61 16.5cm 6 1/2"
CTN QTY 12



COUPE BOWL
WH PLC21 31cm 12"
240cl 84.5oz
CTN QTY 6



COUPE BOWL
WH EVB91 24.8cm 9 3/4"
113.6cl 40oz
CTN QTY 12



COUPE BOWL
WH EVB71 18.2cm 7 1/4"
42.6cl 15oz
CTN QTY 12

CHURCHILL® super vitrified

CHEFS' PLATES

Innovation in Shape Design

A collection of innovative tableware shapes, Churchills Chefs' Plates add value to simplistic white tabletops. Soft, organic triangles and contemporary oblongs are ideal for sharing plates and for serving to smaller table settings.



CHEFS' WALLED PLATE
WH WP281 27.5cm 10 7/8"
 H: 2cm
 CTN QTY 6
WH WP261 26cm 10 1/4"
 H: 2cm
 CTN QTY 6



CHEFS' WALLED PLATE
WH WP211 21cm 8 1/4"
 H: 2cm
 CTN QTY 6
WH WP161 15.7cm 6 1/8"
 H: 2cm
 CTN QTY 6



CHEFS' TRIANGLE WALLED PLATE
WH WT271 26cm 10 1/4"
 H: 2cm
 CTN QTY 6
WH WT211 20cm 7 7/8"
 H: 2cm
 CTN QTY 6



CHEFS' TRIANGLE PLATE
WH TC361 35.6 x 25 cm
 14" x 9 7/8"
 CTN QTY 6
WH TC351 35.5 x 18.8cm
 13 7/8" x 7 1/2"
 CTN QTY 6



CHEFS' TRIANGLE PLATE
WH TC301 30.4 x 20.5cm
 12" x 8"
 CTN QTY 6



CHEFS' TRIANGLE PLATE
WH TC261 26.5 x 20.5cm
 10 1/2" x 8"
 CTN QTY 12



CHEFS' TRIANGLE PLATE
WH TC201 20 x 15 cm
 7 7/8" x 5 7/8"
 CTN QTY 12



TRIANGLE SHALLOW BOWL
WH TB271 27.2 x 26.7cm
 10 3/4" x 10 1/2"
 CTN QTY 12
WH TB231 21 x 21cm
 8 1/4" x 8 1/4"
 CTN QTY 12



CHEFS' GEO PLATE
WH GE351 35 x 18.5cm
 13 3/4" x 7 1/4"
 CTN QTY 6
WH GE301 30 x 15.5cm
 11 3/4" x 6 1/4"
 CTN QTY 12



CHEFS' OBLONG PLATTER No.9
WH XP141 34.4 x 23.4cm
 13 1/2" x 9 1/4"
 CTN QTY 6



CHEFS' OBLONG PLATE No. 8
WH OBL41 30 x 19.9cm
 12" x 7 7/8"
 CTN QTY 6
CHEFS' OBLONG PLATE No. 7
WH OBL31 26.1 x 20.2cm
 10 1/4" x 8"
 CTN QTY 12



CHEFS' OBLONG PLATE No. 6
WH OBL21 23.7 x 15.7cm
 9 1/2" x 6 1/4"
 CTN QTY 12
CHEFS' OBLONG PLATE No. 5
WH OBL11 15.4 x 12.6cm
 6" x 5"
 CTN QTY 12



CHEFS' OBLONG PLATTER No.4
WH XO141 35.5 x 18.9cm
 13 7/8" x 7 3/4"
 CTN QTY 6
CHEFS' OBLONG PLATTER No.3
WH XO111 29.8 x 15.3cm
 11 3/4" x 6"
 CTN QTY 12



CHEFS' OBLONG PLATE No. 2
WH XO101 26.9 x 12.7cm
 10 1/2" x 5"
 CTN QTY 12
CHEFS' OBLONG PLATE No. 1
WH XO7 1 20 x 12.1cm
 7 7/8" x 4 7/8"
 CTN QTY 12



CHEFS' OVAL PLATE
WH OV351 34.7 x 17.3 cm
 13 5/8" x 6 3/4"
 CTN QTY 6
WH OV301 29.9 x 15 cm
 11 3/4" x 5 7/8"
 CTN QTY 12



Chefs' Plate shapes also available in Stonecast from page 58 and Studio Prints from page 146



CHURCHILL® super vitrified

X SQUARED+ & X SQUARED

Style & Impact

The versatile squares and oblongs within the X Squared ranges are ideal for a contemporary modular look. X Squared features soft edges, while the modern lines of X Squared+ are more angular. The collections are perfect space saving solutions for serving mains, starters, desserts and sharing plates.



X SQUARED+



DEEP SQUARE PLATE
WH DS101 26.8cm 10½"
CTN QTY 6



OBLONG PLATE
WH OP141 35 x 18.5cm
13½" x 7¼"
CTN QTY 6



OBLONG PLATE
WH OP111 29.5 x 14cm
11¾" x 5½"
CTN QTY 12



OBLONG PLATE
WH OP8 1 19.5 x 10.3cm
7¾" x 4"
CTN QTY 12

X SQUARED



SQUARE PLATE
WH SP121 29.3cm 11½"
CTN QTY 12



SQUARE PLATE
WH SP111 25.2cm 10"
CTN QTY 12



SQUARE PLATE
WH SP9 1 21.5cm 8½"
CTN QTY 24



SQUARE PLATE
WH SP7 1 17cm 6½"
CTN QTY 12



SQUARE BOWL
WH SQ101 23.5cm 9¼"
127.9cl 45oz
CTN QTY 12



SQUARE BOWL
WH SQ9 1 20.7cm 8"
93.8cl 33oz
CTN QTY 12



SQUARE BOWL
WH SQ7 1 17.5cm 7"
56.8cl 20oz
CTN QTY 12

CHURCHILL® super vitrified

ORB & ORBIT

Contemporary Curves & Striking Soft Ovals

The contemporary angular designs of Orb and Orbit enhance the classic oval shape and add interest to simplistic white tableware. Orb features an angular tilt, while Orbit is a symmetrical scooped shape, both designs provide simplistic platforms for a variety of food styles



ORB



ORVAL PLATE
WH OR141 34.6 x 26.3 x 5cm
13 5/8" x 9" x 2"
CTN QTY 12



ORVAL PLATE
WH OR121 29 x 22.7 x 3.8cm
11 1/2" x 9" x 1 1/2"
CTN QTY 12



ORVAL PLATE
WH OR101 25 x 19.4 x 3.2cm
9 1/2" x 7 1/2" x 1 1/4"
CTN QTY 12



ORVAL PLATE
WH OR8 1 19.5 x 15 x 2.5cm
7 3/4" x 5 7/8" x 1"
CTN QTY 12

ORBIT



ORVAL COUPE PLATE
WH OP121 31.7 x 25.5cm
12 1/2" x 10"
CTN QTY 12



ORVAL COUPE PLATE
WH OP581 27 x 22.9cm
10 5/8" x 9"
CTN QTY 12



ORVAL COUPE PLATE
WH OP9 1 23.8 x 20cm
9 1/2" x 7 3/4"
CTN QTY 12



ORVAL COUPE PLATE
WH OP7 1 19.2 x 16cm
7 1/2" x 6 1/4"
CTN QTY 12



ORVAL COUPE BOWL
WH OB101 25.5 x 21.2cm
10" x 8 1/4"
59.6cl 21oz
CTN QTY 12



ORVAL BOWL
WH OB8 1 21 x 17cm
8" x 6 1/2"
48cl 17oz
CTN QTY 12



ORVAL BOWL
WH OB7 1 18 x 14cm
7" x 5 1/2"
30cl 10.5oz
CTN QTY 12



ORVAL PASTA PLATE
WH OP1 1 31 x 26.5cm
12" x 10 1/2"
59.6cl 21oz
CTN QTY 12



ORVAL SOUP PLATE
WH OSP 1 27.5 x 22cm
10 3/4" x 8 3/4"
40cl 14oz
CTN QTY 12



Covered by Churchill 5 Year Edge Chip Warranty

LOTUS

Organic Presentation

Soft and organic triangle shapes across a range of pure white plates and bowls, ideal for serving all manner of dishes. Lotus offers innovation in shape design, adding value to the dining experience and elevating food presentation.



TRIANGLE PLATE
WH TR121 31.1cm 12¼"
CTN QTY 6



TRIANGLE PLATE
WH TR101 26.5cm 10½"
CTN QTY 12



TRIANGLE PLATE
WH TR91 22.9cm 9"
CTN QTY 12



TRIANGLE PLATE
WH TR71 19.2cm 7¾"
CTN QTY 12



TRIANGLE BOWL
WH TRB91 23.5cm 9¼"
60cl 21oz
CTN QTY 12



TRIANGLE BOWL
WH TRB71 18.5cm 7¼"
37cl 13oz
CTN QTY 12



TRIANGLE BOWL
WH TRB61 15.3cm 6"
26cl 9oz
CTN QTY 12



TRIANGLE SHALLOW BOWL
WH TB271 27.2 x 26.7cm
10½" x 10½"
CTN QTY 12



TRIANGLE SHALLOW BOWL
WH TB231 21 x 21cm
8¼" x 8¼"
CTN QTY 12



CHEFS' TRIANGLE PLATE
WH TC361 35.6 x 25 cm
14" x 9¾"
CTN QTY 6



CHEFS' TRIANGLE PLATE
WH TC351 35.5 x 18.8cm
13¾" x 7½"
CTN QTY 6



CHEFS' TRIANGLE PLATE
WH TC301 30.4 x 20.5cm
12" x 8"
CTN QTY 6



CHEFS' TRIANGLE PLATE
WH TC261 26.5 x 20.5cm
10¼" x 7¾"
CTN QTY 12



CHEFS' TRIANGLE PLATE
WH TC201 20 x 15 cm
7¾" x 5¾"
CTN QTY 12



Lotus shape also available in melamine buffet items on page 328 - 329

CHURCHILL® super vitrified

MEDITERRANEAN & EQUATION

A Taste of Summer & Signature Style

The Mediterranean and Equation ranges provide great flexibility for all manner of dishes. Equation adds style and interest to the humble rimmed bowl while Mediterranean is inspired by South European cuisines.



MEDITERRANEAN



SALAD BOWL
WH SBL 1 25.2cm 9 7/8"
130.7cl 46oz
CTN QTY 12



SALAD BOWL
WH SBM 1 21.3cm 8 3/8"
80cl 28oz
CTN QTY 12



SALAD BOWL
WH SBS 1 17.2cm 6 3/4"
48.3cl 17oz
CTN QTY 12



UNHANDLED MINI JUG
WH MJ 1 9cl 3oz
CTN QTY 24
WH MJ2 1 5.68cl 2oz
CTN QTY 24



WHITE MEZZE DISH
WH MZ7 1 13cm 5 1/4"
19.8cl 7oz
CTN QTY 12
WH MZ4 1 11cm 4 3/8"
11.4cl 4oz
CTN QTY 12



ONYX MEZZE DISH
BCBKMZ7 1 13cm 5 1/4"
19.8cl 7oz
CTN QTY 12
BCBKMZ4 1 11cm 4 3/8"
11.4cl 4oz
CTN QTY 12

EQUATION



OVAL PASTA PLATE
WH OPP 1 31 x 26.5cm
12" x 10 1/2"
59.6cl 21oz
CTN QTY 12



OVAL SOUP PLATE
WH OSP 1 27.5 x 22cm
10 7/8" x 8 3/4"
40cl 14oz
CTN QTY 12



CLASSIC

High Performance

The original Classic collection, simple shapes designed to perform in the most rigorous of hospitality environments. A comprehensive solution of core tableware pieces, including eight plate sizes, ideal to form the basis of any tabletop combination.



CLASSIC PLATE
WH CP121 31.2cm 12¼"
CTN QTY 12



CLASSIC PLATE
WH CP111 28cm 11"
CTN QTY 12



CLASSIC PLATE
WH CP581 27.3cm 10¾"
CTN QTY 12



CLASSIC PLATE
WH CP101 25.4cm 10"
CTN QTY 24



CLASSIC PLATE
WH CP9 1 23cm 9"
CTN QTY 24



CLASSIC PLATE
WH CP8 1 20.3cm 8"
CTN QTY 24



CLASSIC PLATE
WH CP651 16.5cm 6½"
CTN QTY 24



PASTA PLATE
WH RPP 1 30cm 11¾"
71cl 25oz
CTN QTY 12



CLASSIC RIMMED SOUP
WH S9 1 23cm 9"
32.5cl 11.4oz
CTN QTY 24



OVAL RIMMED DISH
WH RD141 36.5 x 29.3cm
14½" x 11½"
CTN QTY 6



NOVA

A Blank Canvas

Nova is a range of plates and bowls in key sizes combining understated design with functionality and durability. The narrow rim of Nova allows greater service area for food presentation. Ideal for all types of dining occasions no matter the scale.



NOVA PLATE
WH P11 1 28cm 11"
CTN QTY 12



NOVA PLATE
WH P10 1 25.4cm 10"
CTN QTY 24



NOVA PLATE
WH P9 1 23cm 9"
CTN QTY 24




NOVA PLATE
WH P8 1 20.3cm 8"
CTN QTY 24



NOVA PLATE
WH P7 1 17.8cm 7"
CTN QTY 24



NOVA PLATE
WH P6 1 15.2cm 6"
CTN QTY 24



PIZZA PLATE/PLATTER
WH PPP 1 34cm 13½"
CTN QTY 6



NOVA RIMMED SOUP
WH NS8 1 21cm 8½"
49cl 17.2oz
CTN QTY 24



WHITE

Complement any table top with pure white

This collection of White bowls, ovals and accessories provide a comprehensive choice of key shapes and sizes. All products perfectly co-ordinate with the other Churchill Super Vitrified ranges.



OVAL PLATE / PLATTER
WH D14 1 36cm 14 1/2"
CTN QTY 12



OVAL PLATE / PLATTER
WH D13 1 34cm 13 1/2"
CTN QTY 12



OVAL PLATE / PLATTER
WH D12 1 30.5cm 12"
CTN QTY 12



OVAL PLATE / PLATTER
WH D11 1 28cm 11"
CTN QTY 12



OVAL PLATE / PLATTER
WH D10 1 25.4cm 10"
CTN QTY 12



OVAL PLATE / PLATTER
WH D9 1 23cm 9"
CTN QTY 12



OVAL PLATE / PLATTER
WH D8 1 20.3cm 8"
CTN QTY 12



CLASSIC RIMMED SOUP
WH S9 1 23cm 9"
32.5cl 11.4oz
CTN QTY 24



NOVA RIMMED SOUP
WH NS8 1 21cm 8 1/4"
49cl 17.2oz
CTN QTY 24



RIMLESS FRUIT BOWL
WH F 1 12.7cm 5"
14cl 4.9oz
CTN QTY 24



OATMEAL BOWL
WH O 1 15.2cm 6"
36cl 12.7oz
CTN QTY 24



SERVING BOWL
WH SB8 1 21.4cm 8 1/2"
137cl 48.2oz
CTN QTY 12



CHURCHILL® super vitrified WHITE



COUPE BOWL
WH C7 1 18.5cm 7¼"
54cl 19oz
CTN QTY 24



RICE BOWL
WH RB451 11.5cm 4½"
28cl 10oz
CTN QTY 24



LARGE FOOTED BOWL
WH LSB 1 14.5cm 5½"
71cl 25oz
CTN QTY 6



SOUP BOWL
WH SB 1 13cm 5¼"
54cl 19oz
CTN QTY 6



SOUP BOWL
WH SMB 1 12cm 4¾"
44cl 16oz
CTN QTY 6



SOUP BOWL
WH SSB 1 11cm 4¾"
28cl 10oz
CTN QTY 24



CONSOUMÉ BOWL
(without handles)
WH NSU 1 11.5cm 4½"
40cl 14oz
CTN QTY 24



CONSOUMÉ BOWL
(without handles)
WH ASU 1 10.5cm 4¼"
28cl 10oz
CTN QTY 24



CONSOUMÉ BOWL
(with handles)
WH CSC 1 11.5cm 4½"
40cl 14oz
CTN QTY 24



CONSOUMÉ STAND
WH TSOL1 15cm 5¾"
CTN QTY 24



SANDRINGHAM JUG/
CREAMER
WH JS1 1 56cl 20oz
H: 15cm
CTN QTY 4
WH JS501 28cl 10oz
H: 12cm
CTN QTY 4



SANDRINGHAM JUG/
CREAMER
WH JS251 14cl 5oz
H: 10cm
CTN QTY 4



GRAVY BOAT
WH GB 1 36.2cl 13oz
CTN QTY 4



MINI SAUCE BOAT
WH MSB 1 11.2cl 4oz
H: 6.5cm
Dia: 11cm
CTN QTY 6



GRAVY BOAT STAND
WH DB 1 20.3cm 8"
CTN QTY 12



CRESCENT SALAD PLATE
WH CR 1 20.3cm 8"
CTN QTY 12



BUTTER PAD
WH BP 1 10cm 4"
CTN QTY 24



VINEGAR / OIL BOTTLE
WH VB 1 16cl 6oz
H: 13cm
CTN QTY 6



EGG CUP
WH EC 1 4.8cm 1¾"
CTN QTY 24



SACHET HOLDER
WH SH 1 11.7 x 7.3cm
4¾" x 2¾"
CTN QTY 6



BUD VASE
WH BV 1 12.7cm 5"
CTN QTY 6



SANDRINGHAM /
NOVA SUGAR BOWL
WH B35 1 9cm 3½"
25.6cl 9oz
CTN QTY 12



SUGAR BOWL LID
WH LS 1 9cm 3½"
CTN QTY 6
(bowl does not come
with lid as standard)



SANDRINGHAM
SALT & PEPPER
WH SS 1 8.4cm 3¼"
CTN QTY 12
WH PS 1 8.4cm 3¼"
CTN QTY 12

BUCKINGHAM

Traditional Design

The distinctive Buckingham design has a timeless presence, featuring a decorative embossment on classical white, the design has a vintage charm. Combine Buckingham with other white collections for a simplistic look, or mix in some colour with Vintage Prints for a retro feel.



BUCKINGHAM PLATE
W BP121 30.5cm 12"
 CTN QTY 12
W BP111 28cm 11"
 CTN QTY 12



BUCKINGHAM PLATE
W BP101 25.4cm 10"
 CTN QTY 24
W BP81 21.5cm 8½"
 CTN QTY 24



BUCKINGHAM PLATE
W BP651 16.5cm 6½"
 CTN QTY 24



OVAL PLATE/PLATTER
W BD121 30.5cm 12"
 CTN QTY 12
W BD101 25.4cm 10"
 CTN QTY 12



PASTA PLATE
W BPP1 28cm 11"
 62.5cl 22oz
 CTN QTY 12



RIMMED SOUP BOWL
W BS91 23cm 9"
 33cl 11.6oz
 CTN QTY 24



OATMEAL BOWL
W BO1 18cm 7"
 39cl 13.2oz
 CTN QTY 24



**ELEGANT
 CONSOMMÉ BOWL
 (without handles)**
W BE5C1 14cm 5½"
 38.5cl 13.5oz
 CTN QTY 24



ELEGANT TEA CUP
W BCE1 21cl 7.5oz
 H: 7.4cm
 Dia: 8.2cm
 CTN QTY 24



STACKING TEA CUP
W BC1 21cl 7.5oz
 H: 6cm
 Dia: 8.5cm
 CTN QTY 24



TEA SAUCER
W BCTS1 15.2cm 6"
 CTN QTY 24
 (Fits W BE5C1, W BCE1 &
 W BC1)



LARGE SAUCER
W BTS1 15.2cm 6"
 CTN QTY 24
 (Fits W BCE1 & W BC1)



MUG
W BM501 28cl 10oz
 H: 8cm
 Dia: 8.2cm
 CTN QTY 24



TEAPOT
W BT11 56cl 20oz
 H: 14cm
 CTN QTY 4



COFFEE POT
W BCF11 56cl 20oz
 H: 8cm
 CTN QTY 4



JUG/CREAMER
W BJ501 28cl 10oz
 H: 12cm
 CTN QTY 4
W BJ251 14cl 5oz
 H: 10cm
 CTN QTY 4



REPLACEMENT LID
W BLT11
 CTN QTY 6



REPLACEMENT LID
W BLC11
 CTN QTY 6



NEW ADDITIONS

NOURISH

Versatility and Innovation

The Nourish collection features a range of bowls and dip pots decorated in artisan style glazes. A comprehensive range, Nourish is ideal for grazing, bowl foods and side dishes; the perfect accompaniment to fresh and local dishes from around the world.



WHITE



CONTOUR SNACK BOWL
WH BS141 40cl 14oz
 H: 6.5cm
 Dia: 13cm 5 1/4"
 CTN QTY 12



CONTOUR SHALLOW BOWL
WH BSB91 126cl 9oz
 H: 4.5cm
 Dia: 13cm 5 1/4"
 CTN QTY 12



CONTOUR SHALLOW BOWL
WH BSB61 20cl 7oz
 H: 4cm
 Dia: 11.6cm 4 3/4"
 CTN QTY 12



CONTOUR CHIP MUG
WH BSCM1 29cl 11oz
 H: 8cm
 Dia: 10cm 3 7/8"
 CTN QTY 12

NEW



LINEAR SOUP BOWL
WH SSSB1 42.6cl 15oz
 H: 6.5cm
 Dia: 12cm 3 3/4"
 CTN QTY 12



CONTOUR DEEP BOWL
WH BSDB1 24cl 8.4oz
 H: 6cm
 Dia: 10.2cm 4"
 CTN QTY 12



CONTOUR DIP POT
WH BSD41 11cl 4oz
 H: 5cm
 Dia: 8.5cm 3 3/4"
 CTN QTY 12



CONTOUR DIP POT
WH BSD21 6cl 2oz
 H: 4cm
 Dia: 7cm 2 3/4"
 CTN QTY 12

NEW



LINEAR CHIP MUG
WH SSSCM1 30cl 10.5oz
 H: 8.2cm
 Dia: 8.7cm 3 1/2"
 CTN QTY 12

NEW



LINEAR DEEP BOWL
WH SSSB1 23cl 8oz
 H: 6cm
 Dia: 9cm 3 5/8"
 CTN QTY 12

NEW



LINEAR DIP POT
WH SSSDP1 11cl 4oz
 H: 5cm
 Dia: 7.5cm 3"
 CTN QTY 12

NEW



LINEAR SIDE DISH
WH SSSMD1 17cl 6oz
 H: 3cm
 Dia: 12cm 4 3/4"
 CTN QTY 12

TOKYO BLACK



CONTOUR NOODLE BOWL
RBBKNDBL1 107.5cl 37.8oz
 H: 8cm
 Dia: 18.3cm 7 1/4"
 CTN QTY 6



CONTOUR DEEP BOWL
RBBKDPBW1 77cl 26oz
 H: 7cm
 Dia: 15.5cm
 CTN QTY 6



CONTOUR CHIP MUG
RBBRBSCM1 29cl 11oz
 H: 8cm
 Dia: 10cm 3 7/8"
 CTN QTY 12



CONTOUR DEEP BOWL
RBBRSDB1 24cl 8.4oz
 H: 6cm
 Dia: 10.2cm 4"
 CTN QTY 12

SIENA BROWN



CONTOUR NOODLE BOWL
RBBRNDL1 107.5cl 37.8oz
 H: 8cm
 Dia: 18.3cm 7 1/4"
 CTN QTY 6



CONTOUR DEEP BOWL
RBBRDPBW1 77cl 26oz
 H: 7cm
 Dia: 15.5cm
 CTN QTY 6



CONTOUR CHIP MUG
RBBRSCM1 29cl 11oz
 H: 8cm
 Dia: 10cm 3 7/8"
 CTN QTY 12



CONTOUR DEEP BOWL
RBBRSDB1 24cl 8.4oz
 H: 6cm
 Dia: 10.2cm 4"
 CTN QTY 12

CHURCHILL[®] super vitrified NOURISH

OSLO BLUE



CONTOUR NOODLE BOWL
RBBLNDBL1 107.5cl 37.8oz
H: 8cm
Dia: 18.3cm 7¼"
CTN QTY 6



CONTOUR DEEP BOWL
RBBLDPBW1 77cl 26oz
H: 7cm
Dia: 15.5cm
CTN QTY 6



CONTOUR SNACK BOWL
RBBLBS141 40cl 14oz
H: 6.5cm
Dia: 13cm 5¼"
CTN QTY 12



CONTOUR SHALLOW BOWL
RBBLBSB91 26cl 9oz
H: 4.5cm
Dia: 13cm 5¼"
CTN QTY 12
RBBLBSB61 20cl 7oz
H: 4cm
Dia: 11.6cm 4½"
CTN QTY 12



CONTOUR CHIP MUG
RBBLBSCM1 29cl 11oz
H: 8cm
Dia: 10cm 3¾"
CTN QTY 12



CONTOUR DEEP BOWL
RBBLBSD1 24cl 8.4oz
H: 6cm
Dia: 10.2cm 4"
CTN QTY 12



CONTOUR DIP POT
RBBLBSD41 11cl 4oz
H: 5cm
Dia: 8.5cm 3⅜"
CTN QTY 12



CONTOUR DIP POT
RBBLBSD21 6cl 2oz
H: 4cm
Dia: 7cm 2¾"
CTN QTY 12

PETRA SAND



CONTOUR SNACK BOWL
RBSABS141 40cl 14oz
H: 6.5cm
Dia: 13cm 5¼"
CTN QTY 12



CONTOUR SHALLOW BOWL
RBSABS91 26cl 9oz
H: 4.5cm
Dia: 13cm 5¼"
CTN QTY 12



CONTOUR SHALLOW BOWL
RBSABS61 20cl 7oz
H: 4cm
Dia: 11.6cm 4½"
CTN QTY 12



CONTOUR CHIP MUG
RBSABSCM1 29cl 11oz
H: 8cm
Dia: 10cm 3¾"
CTN QTY 12



CONTOUR DEEP BOWL
RBSABSD1 24cl 8.4oz
H: 6cm
Dia: 10.2cm 4"
CTN QTY 12



CONTOUR DIP POT
RBSABSD41 11cl 4oz
H: 5cm
Dia: 8.5cm 3⅜"
CTN QTY 12



CONTOUR DIP POT
RBSABSD21 6cl 2oz
H: 4cm
Dia: 7cm 2¾"
CTN QTY 12

SEATTLE GREY



CONTOUR SNACK BOWL
RBGYBS141 40cl 14oz
H: 6.5cm
Dia: 13cm 5¼"
CTN QTY 12



CONTOUR SHALLOW BOWL
RBGYBS91 26cl 9oz
H: 4.5cm
Dia: 13cm 5¼"
CTN QTY 12



CONTOUR SHALLOW BOWL
RBGYBS61 20cl 7oz
H: 4cm
Dia: 11.6cm 4½"
CTN QTY 12



CONTOUR CHIP MUG
RBGYBSCM1 29cl 11oz
H: 8cm
Dia: 10cm 3¾"
CTN QTY 12



CONTOUR DEEP BOWL
RBGYBSD1 24cl 8.4oz
H: 6cm
Dia: 10.2cm 4"
CTN QTY 12



CONTOUR DIP POT
RBGYBSD41 11cl 4oz
H: 5cm
Dia: 8.5cm 3⅜"
CTN QTY 12



CONTOUR DIP POT
RBGYBSD21 6cl 2oz
H: 4cm
Dia: 7cm 2¾"
CTN QTY 12

ANDORRA GREEN



CONTOUR SNACK BOWL
RBGNBS141 40cl 14oz
H: 6.5cm
Dia: 13cm 5¼"
CTN QTY 12



CONTOUR SHALLOW BOWL
RBGNBS91 26cl 9oz
H: 4.5cm
Dia: 13cm 5¼"
CTN QTY 12



CONTOUR SHALLOW BOWL
RBGNBS61 20cl 7oz
H: 4cm
Dia: 11.6cm 4½"
CTN QTY 12



CONTOUR CHIP MUG
RBGNBSCM1 29cl 11oz
H: 8cm
Dia: 10cm 3¾"
CTN QTY 12



CONTOUR DEEP BOWL
RBGNBSD1 24cl 8.4oz
H: 6cm
Dia: 10.2cm 4"
CTN QTY 12



CONTOUR DIP POT
RBGNBSD41 11cl 4oz
H: 5cm
Dia: 8.5cm 3⅜"
CTN QTY 12



CONTOUR DIP POT
RBGNBSD21 6cl 2oz
H: 4cm
Dia: 7cm 2¾"
CTN QTY 12

BIT ON THE SIDE

Versatility and Innovation

Innovative shapes and reactive glazes enhance the presentation of side dishes, bowl foods and sharing plates. The versatile shapes are designed to work alongside a variety of other Churchill tableware and wood items.



Featured with Churchill Cooper cutlery



CHIP MUGS



**RIPPLE WHITE
CHIP MUG**
WH RPCM1 9.5 x 8.3cm
3 3/4" x 3 1/4"
28cl 10oz
CTN QTY 12



**RIPPLE CINNAMON
CHIP MUG**
BCBRRPCM1 9.5 x 8.3cm
3 3/4" x 3 1/4"
28cl 10oz
CTN QTY 12



**RIPPLE SAPPHIRE
CHIP MUG**
BCBLRPCM1 9.5 x 8.3cm
3 3/4" x 3 1/4"
28cl 10oz
CTN QTY 12

DIP POTS



**RIPPLE WHITE
DIP POT**
WH RPD41 7 x 6.2cm
2 1/8" x 2 1/2"
11cl 4oz
CTN QTY 12
WH RPD21 5.9 x 5cm
2 1/8" x 2"
5.7cl 2oz
CTN QTY 12



**RIPPLE CINNAMON
DIP POT**
BCBRRPD41 7 x 6.2cm
2 1/8" x 2 1/2"
11cl 4oz
CTN QTY 12
BCBRRPD21 5.9 x 5cm
2 1/8" x 2"
5.7cl 2oz
CTN QTY 12



**RIPPLE SAPPHIRE
DIP POT**
BCBLRPD41 7 x 6.2cm
2 1/8" x 2 1/2"
11cl 4oz
CTN QTY 12
BCBLRPD21 5.9 x 5cm
2 1/8" x 2"
5.7cl 2oz
CTN QTY 12



SQUARE DIP POT
WH BODP1 5.5cm 2 1/4"
5.7cl 2oz
CTN QTY 24

RIPPLE BOWLS



**RIPPLE WHITE
BOWL**
WH SBRP1 13 x 7.4cm
5 1/8" x 2 7/8"
56cl 19.7oz
CTN QTY 6



**RIPPLE CINNAMON
BOWL**
BCBRSBRP1 13 x 7.4cm
5 1/8" x 2 7/8"
56cl 19.7oz
CTN QTY 6



**RIPPLE SAPPHIRE
BOWL**
BCBLSBRP1 13 x 7.4cm
5 1/8" x 2 7/8"
56cl 19.7oz
CTN QTY 6



**RIPPLE WHITE
SNACK BOWL**
WH RP101 12 x 5.7cm
4 7/8" x 2 1/4"
28cl 10oz
CTN QTY 12
WH RFP6 1 10.4 x 4.9cm
4" x 2"
17cl 6oz
CTN QTY 12



**RIPPLE CINNAMON
SNACK BOWL**
BCBRRP101 12 x 5.7cm
4 7/8" x 2 1/4"
28cl 10oz
CTN QTY 12
BCBRRP6 1 10.4 x 4.9cm
4" x 2"
17cl 6oz
CTN QTY 12



**RIPPLE SAPPHIRE
SNACK BOWL**
BCBLRP101 12 x 5.7cm
4 7/8" x 2 1/4"
28cl 10oz
CTN QTY 12
BCBLRP6 1 10.4 x 4.9cm
4" x 2"
17cl 6oz
CTN QTY 12



**RIPPLE ONYX
SNACK BOWL**
BCBKR101 12 x 5.7cm
4 7/8" x 2 1/4"
28cl 10oz
CTN QTY 12

CHURCHILL[®] super vitrified BIT ON THE SIDE

SPARK BOWLS



SPARK WHITE BOWL
WH SBSK1 13 x 7.6cm
5 1/8" x 3"
55cl 19.3oz
CTN QTY 6



SPARK SAPPHIRE BOWL
BCBLSBSK1 13 x 7.6cm
5 1/8" x 3"
55cl 19.3oz
CTN QTY 6



SPARK ONYX BOWL
BCBKBSK1 13 x 7.6cm
5 1/8" x 3"
55cl 19.3oz
CTN QTY 6

BUCKINGHAM BOWL



BUCKINGHAM WHITE BOWL
W BESC1 14 x 5.8cm
2 5/8" x 5 1/2"
38.5cl 13.5oz
CTN QTY 24

ZEST BOWLS



ZEST WHITE BOWL
WH SBZE1 12.9 x 7.6cm
5" x 3"
50cl 17.5oz
CTN QTY 6



ZEST SAPPHIRE BOWL
BCBLSBZE1 12.9 x 7.6cm
5" x 3"
50cl 17.5oz
CTN QTY 6



ZEST SNACK BOWL
WH ZE121 12.1 x 6.5cm
4 7/8" x 2 1/2"
34cl 12oz
CTN QTY 12
WH ZE101 11.6 x 6cm
4 1/2" x 2 3/4"
28cl 10oz
CTN QTY 12



ZEST SNACK BOWL
BCBKZE121 12.1 x 6.5cm
4 7/8" x 2 1/2"
34cl 12oz
CTN QTY 12
BCBKZE101 11.6 x 6cm
4 1/2" x 2 3/4"
28cl 10oz
CTN QTY 12

SOUP BOWL



WHITE SOUP BOWL
WH RBL61 47cl 16oz
H: 6.3cm
Dia: 13.2cm
CTN QTY 12

DISHES



WHITE ROUND DISH
WH ID71 18.5 x 16.8cm
7 1/4" x 6 5/8"
35.8cl 12.6oz
CTN QTY 12



WHITE ROUND DISH
WH ID61 16 x 14.5cm
6 1/4" x 5 3/4"
24.7cl 8.7oz
CTN QTY 12

DIP DISHES



RIPPLE WHITE DIP DISH
WH RPDD1 11.3 x 3.5cm
4 1/2" x 1 1/8"
14cl 5oz
CTN QTY 12



RIPPLE CINNAMON DIP DISH
BCBRRPDD1 11.3 x 3.5cm
4 1/2" x 1 1/8"
14cl 5oz
CTN QTY 12



RIPPLE SAPPHIRE DIP DISH
BCBLRPDD1 11.3 x 3.5cm
4 1/2" x 1 1/8"
14cl 5oz
CTN QTY 12



BUTTER BLOCK
WH BBB1 6cm 2 1/8"
2.8cl 1oz
CTN QTY 12



BUTTER BLOCK
WH CBB1 6cm 2 1/8"
2.8cl 1oz
CTN QTY 12

SAUCE BOWLS



SAUCE DISH
WH SD41 11cl 4oz
H: 5cm
Dia: 8.5cm
CTN QTY 24



SAUCE DISH
WH SD31 9cl 3oz
H: 4cm
Dia: 8cm
CTN QTY 24

JUGS



SAUCE DISH
WH SD21 5.68cl 2oz
H: 2.7cm
Dia: 8cm
CTN QTY 24



SQUARE LARGE JUG
WH BOJM1 12 x 10 x 8.5cm
4 3/4" x 4" x 3 3/8"
34cl 12oz
CTN QTY 4



SQUARE LARGE JUG
WH BOJS1 8 x 7 x 6cm
3 1/4" x 2 3/4" x 2 3/8"
8.5cl 3oz
CTN QTY 4



MINI SAUCE BOAT
WH BSSB1 14cl 5oz
H: 5cm
CTN QTY 6

PLANT POTS



PAPRIKA PLANT POT
BCPAPL171 10.4 x 10.9cm
4 1/8" x 4 1/4"
48.3cl 17oz
CTN QTY 6
BCPAPL121 9 x 9.7cm
2 7/8" x 3 1/2"
34cl 12oz
CTN QTY 12



PAPRIKA PLANT POT
BCPAPL41 6.7 x 6.9cm
2 5/8" x 2 3/4"
11.4cl 4oz
CTN QTY 12



PAPRIKA PLANT POT
BCPAPL21 5.5 x 5.8cm
2 1/8" x 2 1/4"
5.7cl 2oz
CTN QTY 12



PAPRIKA DIP DISH
BCPAPL51 3.5 x 9.7cm
3 3/8" x 1 1/2"
14.2cl 5oz
CTN QTY 12



PEBBLE PLANT POT
BCPEPL171 10.4 x 10.9cm
4 1/8" x 4 1/4"
48.3cl 17oz
CTN QTY 6
BCPEPL121 9 x 9.7cm
2 7/8" x 3 1/2"
34cl 12oz
CTN QTY 12

HANDLED PADDLE



PEBBLE PLANT POT
BCPEPL41 6.7 x 6.9cm
2 5/8" x 2 3/4"
11.4cl 4oz
CTN QTY 12



PEBBLE PLANT POT
BCPEPL21 5.5 x 5.8cm
2 1/4" x 2 1/4"
5.7cl 2oz
CTN QTY 12



PEBBLE DIP DISH
BCPEPL51 3.5 x 9.7cm
3 3/8" x 1 1/2"
14.2cl 5oz
CTN QTY 12



WHITE HANDLED PADDLE
WH PDLH1 28.4cm 11 1/2"
CTN QTY 6

CHURCHILL® super vitrified

COOKWARE

Assured Performance

Cookware is an attractive oven-to-tableware range that combines vital performance with contemporary understated design. Featuring a high thermal shock resistance to reduce breakages, Cookware offers excellent heat retention properties and is oven, microwave and dishwasher safe.



RECTANGULAR DISH
WHCWLASN1 16 x 12 x 5cm
6 5/8" x 4 7/8" x 2"
60cl 21.1oz
CTN QTY 12



RECTANGULAR DISH
BCBKLASN1 16 x 12 x 5cm
6 5/8" x 4 7/8" x 2"
60cl 21.1oz
CTN QTY 12



SHALLOW RECTANGULAR DISH
WHCWSASN1 15.5 x 11.5 x 4cm
6 1/8" x 4 1/2" x 1 1/2"
40cl 14oz
CTN QTY 12



SQUARE PIE DISH
WHCWSPDN1 12 x 12 x 5cm
4 3/4" x 4 3/4" x 2"
45cl 15.8oz
CTN QTY 12



SQUARE PIE DISH
BCBKSPDN1 12 x 12 x 5cm
4 3/4" x 4 3/4" x 2"
45cl 15.8oz
CTN QTY 12



ROUND PIE DISH
WHCWRPDN1 13.5cm x 5cm
5 1/4" x 2"
50cl 17.6oz
CTN QTY 12



ROUND PIE DISH
BCBKRPDN1 13.5 x 5cm
5 1/4" x 2"
50cl 17.6oz
CTN QTY 12



OVAL PIE DISH
WHCWOPDN1 15.2 x 11.3 x 5cm
6" x 4 3/4" x 2"
45cl 15.8oz
CTN QTY 12



OVAL PIE DISH
BCBKOPDN1 15.2 x 11.3 x 5cm
6" x 4 3/4" x 2"
45cl 15.8oz
CTN QTY 12



OVAL EARED DISH
WHCWLOEN1 34.5 x 19cm
13 1/2" x 7 1/2"
109cl 38oz
CTN QTY 6



INTERMEDIATE OVAL EARED DISH
BCBKIOEN1 23.2 x 12.5cm
9 1/8" x 5"
38cl 13.4oz
CTN QTY 6



SMALL OVAL EARED DISH
WHCWSOEN1 20.5 x 11.3cm
8 1/8" x 4 3/8"
25.5cl 9oz
CTN QTY 6



LARGE ROUND EARED DISH
WHCWRELN1 17.5 x 21.5cm
7" x 8 1/2"
59cl 20.8oz
CTN QTY 6



LARGE ROUND EARED DISH
BCBKRELN1 17.5 x 21.5cm
7" x 8 1/2"
59cl 20.8oz
CTN QTY 6



SMALL ROUND EARED DISH
WHCWSREN1 15 x 18cm
5 7/8" x 7 1/8"
30cl 10.6oz
CTN QTY 6



SMALL ROUND EARED DISH
BCBKSRN1 15 x 18cm
5 7/8" x 7 1/8"
30cl 10.6oz
CTN QTY 6



MINI ROUND EARED DISH
WHCWRE6N1 12.5 x 15.2cm
5" x 6"
18cl 6.3oz
CTN QTY 6



SOUFFLÉ DISH
WHCWS12N1 10cm 4"
34cl 12oz
CTN QTY 12



RAMEKIN
WHCWLRKN1 9cm 3 1/2"
19.5cl 6.9oz
CTN QTY 24
WHCWSRKN1 7cm 2 3/4"
9cl 3.2oz
CTN QTY 24



RAMEKIN
BCBKLRKN1 9cm 3 1/2"
19.5cl 6.9oz
CTN QTY 24
BCBKSRKN1 7cm 2 3/4"
9cl 3.2oz
CTN QTY 24

CHURCHILL® super vitrified

COUNTER SERVE

Unique Serving Layouts

Counter Serve is an innovative product, designed to offer the perfect solution for all hot and cold counter service, with flexible layout and a clean white body. Counter Serve provides consistent presentation, improving the look of food display.



Featured with Rustic Simmers



RECTANGULAR BAKING TRAY
WHCWSBD1 12 x 25 x 6.2cm
 5" x 10" x 2½"
 1ltr 35oz
 CTN QTY 4



SQUARE DISH
WHCWSBD 1 25 x 25 x 6.2cm
 10" x 10" x 2½"
 2ltr 70.4oz
 CTN QTY 6



RECTANGULAR TRAY
WHCWSLBD1 38 x 25 x 6.2cm
 15" x 10" x 2½"
 3.5ltr 123.2oz
 CTN QTY 4



RECTANGULAR TRAY
WHCWLBD1 53 x 32.5 x 6.2cm
 21" x 13" x 2½"
 6ltr 211.8oz
 CTN QTY 2



RECTANGULAR TRAY
WHCWLBD 1 53 x 16 x 6.2cm
 21" x 6½" x 2½"
 3ltr 105.6oz
 CTN QTY 2



2/4 FLAT TRAY
WHCWSLBD1 53 x 15 x 2.5cm
 21" x 6" x 1"
 1.4ltr 50oz
 CTN QTY 4



LARGE DISH
WHCWRCDL1 34 x 20 x 11.5cm
 13½" x 7¾" x 4½"
 4ltr 140.8oz
 CTN QTY 2



SMALL DISH
WHCWRCD 1 18 x 19.4 x 11.5cm
 7" x 6½" x 4½"
 2ltr 70.4oz
 CTN QTY 4



SHALLOW DISH*
WHCWSCD 1 17.5 x 18.5 x 8.5cm
 6¾" x 7¾" x 3¾"
 1.6ltr 56oz
 CTN QTY 4



SQUARE JUG
WHCWSQJ 1 18 x 12cm
 7" x 4½"
 1.5ltr 52.8oz
 CTN QTY 2

POLYCARBONATE SQUARE JUG LID
WHCWSQJL1 11cm 4¾"
 CTN QTY 6

* 1/6 plastic lid to fit Large Dish is available from nationwide catering distributors.
 * Polycarbonate lids are not available in France

CHURCHILL® super vitrified

COUNTER SERVE HINTS

A Hint of Colour

Stonecast brings rustic charm to hot counter presentation, hand decorated in the UK with a fine speckle and rustic edge band making each piece unique. Timeless hot or cold counter dishes decorated in Stonecast Hints, Barley White and Indigo Blue are designed to enhance food presentation with a hint of colour.



INDIGO BLUE



SQUARE DISH
SHBISBD 1 25 x 25 x 6.2cm
10" x 10" x 2½"
1ltr 70.4oz
CTN QTY 6



RECTANGULAR DISH
SHBIRLBD 1 38 x 25 x 6.2cm
15" x 10" x 2½"
3.5ltr 123.2oz
CTN QTY 4



RECTANGULAR DISH
SHBIXLBD 1 53 x 32.5 x 6.2cm
21" x 13" x 2½"
6ltr 211.8oz
CTN QTY 2



RECTANGULAR DISH
SHBILBD 1 53 x 16 x 6.2cm
21" x 6½" x 2½"
3ltr 105.6oz
CTN QTY 2



SMALL DISH
SHBIRCD 1 18 x 19.4 x 11.5cm
7" x 6½" x 4½"
2ltr 70.4oz
CTN QTY 4



2/4 FLAT TRAY
SHBISLBD 1 53 x 15 x 2.5cm
21" x 6" x 1"
1.4ltr 50oz
CTN QTY 4

BARLEY WHITE



SQUARE DISH
SHWHSBD 1 25 x 25 x 6.2cm
10" x 10" x 2½"
1ltr 70.4oz
CTN QTY 6



RECTANGULAR DISH
SHWHLBD 1 38 x 25 x 6.2cm
15" x 10" x 2½"
3.5ltr 123.2oz
CTN QTY 4



RECTANGULAR DISH
SHWHLBD 1 53 x 32.5 x 6.2cm
21" x 13" x 2½"
6ltr 211.8oz
CTN QTY 2



RECTANGULAR DISH
SHWHLBD 1 53 x 16 x 6.2cm
21" x 6½" x 2½"
3ltr 105.6oz
CTN QTY 2



SMALL DISH
SHWHRCD 1 18 x 19.4 x 11.5cm
7" x 6½" x 4½"
2ltr 70.4oz
CTN QTY 4



2/4 FLAT TRAY
SHWHSLBD 1 53 x 15 x 2.5cm
21" x 6" x 1"
1.4ltr 50oz
CTN QTY 4

CHURCHILL® super vitrified

SNACK ATTACK

An innovative range developed to be the ultimate flexible food presentation solution. The "one size fits all plate" is specifically designed to hold the diverse range of cups and dishes.

One plate, so many uses!



TRIANGULAR
SNACK PLATE
WH TSP 1 24.4cm 9½"
54cl 19oz
CTN QTY 6



SOUP BOWL
WH SB 1 13cm 5¼"
54cl 19oz
CTN QTY 6
WH SMB 1 12cm 4¾"
44cl 16oz
CTN QTY 6



SMALL SOUP BOWL
WH SSB 1 11cm 4⅝"
28cl 10oz
CTN QTY 24



RICE BOWL
WH RB451 11.5cm 4½"
28cl 10oz
CTN QTY 24



CAFÉ CUP
WH MCLL1 44cl 16oz
CTN QTY 6
WH CCLL1 22.4cl 8oz
CTN QTY 24
WH CCL 1 11cl 4oz
CTN QTY 24



ELEGANT MUG
WH ME 1 28cl 10oz
CTN QTY 24



STACKING MUG
WH MSS 1 28cl 10oz
CTN QTY 24



CAPPUCCINO CUP
WH CB441 50cl 17.5oz
CTN QTY 6
WH CB281 34cl 12oz
CTN QTY 24
WH CB201 22.7cl 8oz
CTN QTY 24



ONE CUP TEAPOT
WH OCT 1 36.2cl 13oz
CTN QTY 4
CAPPUCCINO CUP
WH CB281 34cl 12oz
CTN QTY 24
REPLACEMENT
TEAPOT LID
WH OCTL1
CTN QTY 6



SAUCE DISH
WH SD4 1 11cl 4oz
H: 5cm
Dia: 8.5cm
CTN QTY 24
WH SD3 1 9cl 3oz
H: 4cm
Dia: 8cm
CTN QTY 24



SAUCE DISH
WH SD2 1 5.68cl 2oz
H: 2.7cm
Dia: 8cm
CTN QTY 24



DIPPER POT/
BUTTER PAD
WH DP 1 4.5cl 1.5oz
H: 4cm
Dia: 5.5cm
CTN QTY 24

VOYAGER



ECLIPSE DISH
WHVYED 1 18.5cm 7⅝"
22.4cl 8oz
CTN QTY 12



ODYSSEY SALT
WHVYOS 1 8.75cm 3½"
CTN QTY 6

ODYSSEY PEPPER
WHVYOP 1 8.75cm 3½"
CTN QTY 6



CHURCHILL® super vitrified

MONOCHROME

Reminiscent of artisan pottery

Reminiscent of artisan pottery, Monochrome is hand dipped in three reactive coloured glazes. Create a rustic look with a coloured saucer or a contemporary look with a white saucer.



SAPPHIRE BLUE
CAPPUCCINO CUP

MOBLCB281 34cl 12oz
H: 6.5cm
Dia: 11cm

CTN QTY 12

MOBLCB201 22.7cl 8oz
H: 5.5cm
Dia: 9.5cm

CTN QTY 12



CINNAMON BROWN
CAPPUCCINO CUP

MOBRCB281 34cl 12oz
H: 6.5cm
Dia: 11cm

CTN QTY 12

MOBRCB201 22.7cl 8oz
H: 5.5cm
Dia: 9.5cm

CTN QTY 12



ONYX BLACK
CAPPUCCINO CUP

MOBKCB281 34cl 12oz
H: 6.5cm
Dia: 11cm

CTN QTY 12

MOBKCB201 22.7cl 8oz
H: 5.5cm
Dia: 9.5cm

CTN QTY 12



MIST BLUE SAUCER

MOBCCS 1 15.6cm 6¼"

CTN QTY 12

(Fits MOBLCB281, MOBRCB281,
MOBKCB281, MOBLCB201,
MOBRCB201, MOBKCB201,
MOBLVM121, MOBRVM121 &
MOBKVM121)



VINTAGE COPPER SAUCER

MOVCCS 1 15.6cm 6¼"

CTN QTY 12

(Fits MOBLCB281, MOBRCB281,
MOBKCB281, MOBLCB201,
MOBRCB201, MOBKCB201,
MOBLVM121, MOBRVM121 &
MOBKVM121)



IRON BLACK SAUCER

MOIBCSS 1 15.6cm 6¼"

CTN QTY 12

(Fits MOBLCB281, MOBRCB281,
MOBKCB281, MOBLCB201,
MOBRCB201, MOBKCB201,
MOBLVM121, MOBRVM121 &
MOBKVM121)



WHITE SAUCER

WH CSS 1 15.6cm 6¼"

CTN QTY 24

(Fits MOBLCB281, MOBRCB281,
MOBKCB281, MOBLCB201,
MOBRCB201, MOBKCB201,
MOBLVM121, MOBRVM121 &
MOBKVM121)



SAPPHIRE BLUE
ESPRESSO CUP

MOBLCB91 10cl 3.5oz
H: 6.5cm
Dia: 5.5cm

CTN QTY 12



CINNAMON BROWN
ESPRESSO CUP

MOBRCB91 10cl 3.5oz
H: 6.5cm
Dia: 5.5cm

CTN QTY 12



ONYX BLACK
ESPRESSO CUP

MOBKCB91 10cl 3.5oz
H: 6.5cm
Dia: 5.5cm

CTN QTY 12



MIST BLUE SAUCER

MOBESS 1 11.8cm 4½"

CTN QTY 12

(Fits MOBLCB91, MOBRCB91 &
MOBKCB91)



VINTAGE COPPER SAUCER

MOVCESS 1 11.8cm 4½"

CTN QTY 12

(Fits MOBLCB91, MOBRCB91 &
MOBKCB91)



IRON BLACK SAUCER

MOIBESS 1 11.8cm 4½"

CTN QTY 12

(Fits MOBLCB91, MOBRCB91 &
MOBKCB91)



WHITE SAUCER

WH ESS 1 11.8cm 4½"

CTN QTY 24

(Fits MOBLCB91, MOBRCB91 &
MOBKCB91)



CHURCHILL[®] super vitrified MONOCHROME



SAPPHIRE BLUE MUG
MOBLVM121 34cl 12oz
H: 11cm
Dia: 8cm
CTN QTY 12



CINNAMON BROWN MUG
MOBRVM121 34cl 12oz
H: 11cm
Dia: 8cm
CTN QTY 12



ONYX BLACK MUG
MOBKVM121 34cl 12oz
H: 11cm
Dia: 8cm
CTN QTY 12



SAPPHIRE BLUE BOWL
MOBLRBL61 13.2 x 6.3cm
5 1/4" x 2 1/2"
47cl 16oz
CTN QTY 12



CINNAMON BROWN BOWL
MOBRRL61 13.2 x 6.3cm
5 1/4" x 2 1/2"
47cl 16oz
CTN QTY 12



ONYX BLACK BOWL
MOBKRL61 13.2 x 6.3cm
5 1/4" x 2 1/2"
47cl 16oz
CTN QTY 12



SAPPHIRE BLUE BEVERAGE POT
MOBSB151 42.6cl 15oz
H: 10.5cm
CTN QTY 4
REPLACEMENT LID
WH RL151
CTN QTY 6



CINNAMON BROWN BEVERAGE POT
MOBRB151 42.6cl 15oz
H: 10.5cm
CTN QTY 4
REPLACEMENT LID
WH RL151
CTN QTY 6



ONYX BLACK BEVERAGE POT
MOBKS151 42.6cl 15oz
H: 10.5cm
CTN QTY 4
REPLACEMENT LID
WH RL151
CTN QTY 6



SAPPHIRE BLUE JUG
MOBSJ4 1 11.4cl 4oz
H: 7cm
CTN QTY 4



CINNAMON BROWN JUG
MOBRJ4 1 11.4cl 4oz
H: 7cm
CTN QTY 4



ONYX BLACK JUG
MOBKSJ4 1 11.4cl 4oz
H: 7cm
CTN QTY 4



SAPPHIRE BLUE SUGAR BOWL
MOBLSGR1 22.7cl 8oz
H: 6.2cm
Dia: 9.8cm
CTN QTY 12



CINNAMON BROWN SUGAR BOWL
MOBRSSGR1 22.7cl 8oz
H: 6.2cm
Dia: 9.8cm
CTN QTY 12



ONYX BLACK JUG SUGAR BOWL
MOBKSSGR1 22.7cl 8oz
H: 6.2cm
Dia: 9.8cm
CTN QTY 12



CHURCHILL® super vitrified

ULTIMO

The Ultimate Choice

Ultimo is a contemporary beverage solution, exclusively designed by coffee connoisseurs. The range offers a selection of desirable cups and mugs, statement beverage pots, stylish jugs and bowls which truly enhance the coffee experience. The curved interior base of the cups creates the perfect 'crema'.



CAFÉ LATTE CUP
WH BC141 40cl 14oz
 H: 8cm
 Dia: 11.5cm
 CTN QTY 12



CAFÉ LATTE CUP
WH BC101 28.4cl 10oz
 H: 7cm
 Dia: 10.5cm
 CTN QTY 24



CAFÉ AMERICANO CUP
WH BCA81 22.7cl 8oz
 H: 6cm
 Dia: 10cm
 CTN QTY 24



CAPPUCCINO CUP
WH BCC61 18.4cl 6oz
 H: 5.5cm
 Dia: 9.5cm
 CTN QTY 24



LARGE COUPE SAUCER
WH BS6 1 16cm 6 1/4"
 CTN QTY 24
 (Fits WH BL181, WH BC141,
 WH BC101, WH BCA81 and
 WH BCC61)



ESPRESSO CUP
WH BEC21 7cl 2.5oz
 H: 6.5cm
 Dia: 5cm
 CTN QTY 24



SMALL COUPE SAUCER
WH BS4 1 12cm 4 3/4"
 CTN QTY 24
 (Fits WH BEC31, WH BEC21)



BEVERAGE POT
WH BT301 85.2cl 30oz
 H: 16cm
 CTN QTY 4
BEVERAGE POT
REPLACEMENT LID
WH UL301
 CTN QTY 6



BEVERAGE POT
WH BT151 42.6cl 15oz
 H: 13.5cm
 CTN QTY 4

BEVERAGE POT
REPLACEMENT LID
WH UL151
 CTN QTY 6



JUG
WH BJ5 1 14.2cl 5oz
 H: 6cm
 CTN QTY 4



JUG
WH B25 1 7cl 2.5oz
 H: 5cm
 CTN QTY 12



CHURCHILL® super vitrified

CAFÉ & LATTE

Designed to withstand the rigors of the hospitality industry, Cafe and Latte are popular and timeless beverage collections. Available in a variety of key sizes, perfect for serving all manner of hot drinks.

Timeless Beverage Collections



CAFÉ



CAPPUCCINO CUP
WH CB441 50cl 17.5oz
 H: 7cm
 Dia: 11.5cm
 CTN QTY 6
WH CB401 46cl 16oz
 H: 7cm
 Dia: 11cm
 CTN QTY 6



SAUCER
WH CSS 1 15.6cm 6 1/4"
 CTN QTY 24
 (Fits WH CB441, WH CB401,
 WH CB281, WH CB201,
 WH CB111 & WH CB061)



CAPPUCCINO CUP
WH CB281 34cl 12oz
 H: 6.5cm
 Dia: 11cm
 CTN QTY 24



ESPRESSO CUP
WH CEB91 10cl 3.5oz
 H: 5.5cm
 Dia: 6.5cm
 CTN QTY 24



CAPPUCCINO CUP
WH CB111 28cl 10oz
 H: 6cm
 Dia: 11cm
 CTN QTY 12
WH CB201 22.7cl 8oz
 H: 5.5cm
 Dia: 9.5cm
 CTN QTY 24



ESPRESSO SAUCER
WH ESS 1 11.8cm 4 1/2"
 CTN QTY 24
 (Fits WH CEB91)



CAPPUCCINO CUP
WH CB061 17cl 6oz
 H: 5.5cm
 Dia: 9cm
 CTN QTY 12



NOVA TEAPOT
WH T75 1 42cl 15oz
 H: 8cm
 CTN QTY 4
REPLACEMENT LID
WH T75L1
 CTN QTY 6

LATTE



CAFÉ LATTE MUG
WH MCLL1 44cl 16oz
 H: 11cm
 Dia: 10.5cm
 CTN QTY 6
WH MCLM1 40cl 14oz
 H: 11cm
 Dia: 10cm
 CTN QTY 6



CAFÉ LATTE MUG
WH MCL 1 34cl 12oz
 H: 11cm
 Dia: 9cm
 CTN QTY 12



LARGE CAFÉ SAUCER
WH CLSL1 16.5cm 6 1/2"
 CTN QTY 24
 (Fits WH MCLL1, WH MCLM1 &
 WH MCL1)



CAFÉ LATTE MUG
WH ML101 28cl 10oz
 H: 10.5cm
 Dia: 8.5cm
 CTN QTY 12



CAFÉ CUP
WH CCLL1 22.4cl 8oz
 H: 10cm
 Dia: 7.5cm
 CTN QTY 24
WH CCL 1 11cl 4oz
 H: 6.5cm
 Dia: 7cm
 CTN QTY 24



SMALL CAFÉ SAUCER
WH CLSS1 14.2cm 5 1/2"
 CTN QTY 24
 (Fits WH CCL 1)
ESPRESSO SAUCER
WH ESS 1 11.8cm 4 1/2"
 CTN QTY 24
 (Fits WH CECL1)



MILK TOT
WH MT1 1 2.8cl 1oz
 CTN QTY 12



COMPACT

Fresh yet Functional

Compact is a comprehensive stacking beverage system that provides a fresh and practical solution for modern beverage service. The range offers outstanding functionality combined with a stylish retro design.



STACKING CUP
WH FTC71 21.3cl 7.5oz
 H: 6.2cm
 Dia: 8cm
 CTN QTY 24



STACKING CUP
WH FT101 28.4cl 10oz
 H: 8cm
 Dia: 8cm
 CTN QTY 24



SAUCER
WH FS6 1 15.2cm 6"
 CTN QTY 24
 (Fits WH FTC71 & WH FT101)



JUG
WH FJ101 28.4cl 10oz
 H: 8.7cm
 CTN QTY 4



JUG
WH FJ5 1 14.2cl 5oz
 H: 7cm
 CTN QTY 4



BEVERAGE POT
WH FT151 42.6cl 15oz
 H: 11.7cm
 CTN QTY 4



SALT
WH FSP 1 6.5cm 2½"
 CTN QTY 12

PEPPER
WH FPP 1 6.5cm 2½"
 CTN QTY 12

**BEVERAGE POT
 REPLACEMENT LID**
WH FL151
 CTN QTY 6



WHITE HOLLOWWARE

Perfect solutions to complement flatware

Add value to any beverage service with this comprehensive collection of White Holloware. Product performance is key with an excellent choice of shape and capacity.



MAPLE BREAKFAST CUP
WH CBM 1 28cl 10oz
 H: 6.8cm
 Dia: 8.6cm
 CTN QTY 24



MAPLE TEA CUP
WH COL 1 19.6cl 7oz
 H: 6.5cm
 Dia: 7.5cm
 CTN QTY 24



WINDSOR MUG
WH VMW 1 28cl 10oz
 H: 9.5cm
 Dia: 7.8cm
 CTN QTY 36



NOVA MUG
WH MB 1 22.4cl 8oz
 H: 8.6cm
 Dia: 7.8cm
 CTN QTY 24



SAUCER
WH TSOL1 15cm 5 7/8"
 CTN QTY 24
 (Fits with WH CBM 1,
 WH COL 1, WH VMW 1,
 WH MB 1)



NOVA TEA CUP
WH CN 1 21cl 7.5oz
 H: 7cm
 Dia: 8.2cm
 CTN QTY 24



ELEGANT MUG
WH ME 1 28cl 10oz
 H: 9.6cm
 Dia: 8.2cm
 CTN QTY 24



SAUCER
WH TS 1 14cm 5 1/2"
 CTN QTY 24
 (Fits WH CN 1, WH ME 1)



CHURCHILL® super vitrified WHITE HOLLOWARE



STACKING MUG
WH MSS 1 28cl 10oz
H: 9.5cm
Dia: 7.5cm
CTN QTY 24



NOVA MUG
WH M50 1 28cl 10oz
H: 8cm
Dia: 8.2cm
CTN QTY 24



BUBBLE CUP
WH SC121 34cl 12oz
H: 8.5cm
Dia: 8.5cm
CTN QTY 12



SAUCER
WH BS6 1 16cm 6 1/4"
CTN QTY 24
(Fits WH SC121)



SANDRINGHAM TEA/
COFFEE POT
WH PS301 85.2cl 30oz
H: 17.5cm
CTN QTY 4
SANDRINGHAM
REPLACEMENT LID
WH LS301
CTN QTY 6



SANDRINGHAM TEA/
COFFEE POT
WH PS151 42cl 15oz
H: 14.5cm
CTN QTY 4
SANDRINGHAM
REPLACEMENT LID
WH LS151
CTN QTY 6



CAFÉ TEAPOT
WH CT121 34cl 12oz
H: 12cm
CTN QTY 4
CAFÉ TEAPOT LID
WH CTL 1
CTN QTY 6



ONE CUP TEAPOT
WH OCT 1 36.2cl 13oz
H: 10cm
CTN QTY 4
ONE CUP TEAPOT
REPLACEMENT LID
WH OCTL1
CTN QTY 6
CAPPUCCINO CUP
WH CB281 34cl 12oz
H: 6.5cm
Dia: 11cm
CTN QTY 24



COUNTER-SERVE
SQUARE JUG
WHCWSQJ 1 1.5ltr 52.8oz
18 x 12cm
CTN QTY 2
POLYCARBONATE
SQUARE JUG LID
WHCWSQJL1 11cm 4 1/4"
CTN QTY 6



BIT ON THE SIDE
JUG
WH BOJM1 34cl 12oz
H: 12cm
Dia: 8.5cm
CTN QTY 4



BIT ON THE SIDE
JUG
WH BOJS1 8.5cl 3oz
H: 8cm
Dia: 7cm
CTN QTY 4



SANDRINGHAM JUG/
CREAMER
WH JS1 1 56cl 20oz
H: 15cm
CTN QTY 4



SANDRINGHAM JUG/
CREAMER
WH JS501 28cl 10oz
H: 12cm
CTN QTY 4



SANDRINGHAM JUG/
CREAMER
WH JS251 14cl 5oz
H: 10cm
CTN QTY 4



MEDITERRANEAN
UNHANDLED JUG
WH MJ 1 9cl 3oz
CTN QTY 24



MEDITERRANEAN
UNHANDLED JUG
WH MJ2 1 5.7cl 2oz
CTN QTY 24



SANDRINGHAM/
NOVA SUGAR BOWL
WH BS5 1 25.6cl 9oz
9cm 3 1/2"
CTN QTY 12



SUGAR BOWL LID
WH LS 1
CTN QTY 6



SACHET SUGAR
PACKET HOLDER
WH SH 1 11.7cm x 7.3cm
4 1/4" x 2 1/8"
CTN QTY 6



BIT ON THE SIDE DIP POT
WH BODP1 5.7cl 2oz
5.5cm 2 1/4"
CTN QTY 24

* Polycarbonate lids are not available in France



Style without compromise



Stand Out From The Crowd With Our Extensive Porcelain Range

An exciting tabletop personality that deliver style, individuality and great value to professional caterers. Tableware that bends to fit your needs. Art de Cuisine offers answers without compromise.

Sobresalga de la Multitud

Una vajilla con personalidad que entrega estilo, individualidad y un precio competitivo a los profesionales de la hostelería.

Aus der Menge hervorstechen

Das vielseitige Art de Cuisine-Sortiment bietet Stil ohne Kompromisse und ist für das anspruchsvolle Gastgewerbe konzipiert.

Il piacere dell' originalità

Una grande personalità per dare stile, individualità e grande valore ai professionisti del catering.

Sembler différent que tout le monde

Les vaiselles innovantes qui offrent le style individu et le bon marché.



MICROWAVE
SAFE



STACKABLE



DURABLE
AND VITRIFIED



DISHWASHER
SAFE



BRITISH STANDARD
EUROPEAN APPROVED
VITRIFIED HOTELWARE



BRITISH STANDARD
MECHANICAL DISHWASHER
RESISTANCE

MENU SHADES

Striking Contrast and Texture

CALDERA

Menu Shades features a matte glaze with a mottled Caldera texture that enhances the surface of the tableware. A distinct colour palette creates a striking contrast against fresh ingredients and stunning food presentation.



ASH BLACK



COUPE PLATE
ZCCAMC291 29cm 11 1/4"
CTN QTY 6



COUPE PLATE
ZCCAMC271 27cm 10 5/8"
CTN QTY 6



COUPE PLATE
ZCCAMC201 20.5cm 8 1/4"
CTN QTY 6



COUPE PLATE
ZCCAMC161 15.5cm 6 1/8"
CTN QTY 6



COUPE BOWL
ZCCAPB251 25cm 9 7/8"
147.9cl 50oz
CTN QTY 6



LARGE RECTANGULAR PLATE
ZCCANRPL1 35.5 x 19cm
14" x 7 1/2"
CTN QTY 6



MEDIUM RECTANGULAR PLATE
ZCCANRPM1 35.5 x 14.2cm
14" x 5 1/2"
CTN QTY 6



BOWL
ZCCAWB6 1 16cm 6 1/4"
48cl 17oz
CTN QTY 6



BOWL
ZCCAWB5 1 13.4cm 5 1/4"
34cl 12oz
CTN QTY 6

CHALK WHITE



COUPE PLATE
ZCCWMC291 29cm 11 1/4"
 CTN QTY 6



COUPE PLATE
ZCCWMC271 27cm 10 5/8"
 CTN QTY 6



COUPE PLATE
ZCCWMC201 20.5cm 8 1/4"
 CTN QTY 6
ZCCWMC161 15.5cm 6 1/8"
 CTN QTY 6



COUPE BOWL
ZCCWPB251 25cm 9 7/8"
 147.9cl 50oz
 CTN QTY 6



LARGE
 RECTANGULAR PLATE
ZCCWNRPL1 35.5 x 19cm
 14" x 7 1/2"
 CTN QTY 6



MEDIUM
 RECTANGULAR PLATE
ZCCWNRPM1 35.5 x 14.2cm
 14" x 5 1/2"
 CTN QTY 6



BOWL
ZCCWWB6 1 16cm 6 1/4"
 48cl 17oz
 CTN QTY 6



BOWL
ZCCWWB5 1 13.4cm 5 1/4"
 34cl 12oz
 CTN QTY 6

FLINT GREY



COUPE PLATE
ZCCGMC291 29cm 11 1/4"
 CTN QTY 6



COUPE PLATE
ZCCGMC271 27cm 10 5/8"
 CTN QTY 6



COUPE PLATE
ZCCGMC201 20.5cm 8 1/4"
 CTN QTY 6
ZCCGMC161 15.5cm 6 1/8"
 CTN QTY 6



COUPE BOWL
ZCCGFB251 25cm 9 7/8"
 147.9cl 50oz
 CTN QTY 6



LARGE
 RECTANGULAR PLATE
ZCCGNRPL1 35.5cm x 19cm
 14" x 7 1/2"
 CTN QTY 6



MEDIUM
 RECTANGULAR PLATE
ZCCGNRPM1 35.5 x 14.2cm
 14" x 5 1/2"
 CTN QTY 6



BOWL
ZCCGWB6 1 16cm 6 1/4"
 48cl 17oz
 CTN QTY 6



BOWL
ZCCGWB5 1 13.4cm 5 1/4"
 34cl 12oz
 CTN QTY 6

MENU SHADES

Relaxed and Understated Style

Menu Shades beverage items are available in tactile, matte Ash Black and Smoke Grey, across core shapes and sizes. The neutral and relaxed colour palette is ideal for any casual setting.



ASH BLACK



CAPPUCCINO CUP
ZCSAC12 1 34.1cl 12oz
H: 6.5cm
Dia: 10.5cm
CTN QTY 6



CAPPUCCINO CUP
ZCSAPC7 1 19.9cl 7oz
H: 6.5cm
Dia: 9cm
CTN QTY 6



SAUCER
ZCSAPOS1 15.5cm 6¼"
CTN QTY 6
(Fits ZCSAC12 1 & ZCSAPC7 1)



ESPRESSO CUP
ZCSAPEC31 8.5cl 3oz
H: 5cm
Dia: 7cm
CTN QTY 6



SAUCER
ZCSAPOSS1 12.7cm 5"
CTN QTY 6
(Fits ZCSAPEC31)



FLARED MUG
ZCSAPOM 1 29.8cl 10.5oz
H: 11cm
Dia: 9cm
CTN QTY 6



JUG
ZCSAPOJ21 6cl 2oz
H: 7cm
CTN QTY 4



OPEN SUGAR BOWL
ZCSAPOSU1 8.5cl 3oz
H: 5cm
Dia: 7cm
CTN QTY 6

SMOKE GREY



CAPPUCCINO CUP
ZCSSC12 1 34.1cl 12oz
H: 6.5cm
Dia: 10.5cm
CTN QTY 6



CAPPUCCINO CUP
ZCSSPC7 1 19.9cl 7oz
H: 6.5cm
Dia: 9cm
CTN QTY 6



SAUCER
ZCSSPOS1 15.5cm 6¼"
CTN QTY 6
(Fits ZCSSC12 1 & ZCSSPC7 1)



ESPRESSO CUP
ZCSSPEC31 8.5cl 3oz
H: 5cm
Dia: 7cm
CTN QTY 6



SAUCER
ZCSSPOSS1 12.7cm 5"
CTN QTY 6
(Fits ZCSSPEC31)



FLARED MUG
ZCSSPOM 1 29.8cl 10.5oz
H: 11cm
Dia: 9cm
CTN QTY 6



JUG
ZCSSPOJ21 6cl 2oz
H: 7cm
CTN QTY 4



OPEN SUGAR BOWL
ZCSSPOSU1 8.5cl 3oz
H: 5cm
Dia: 7cm
CTN QTY 6

MENU PORCELAIN

Style without Compromise...

Menu Porcelain collection blends classic and contemporary styles. The vitrified porcelain offers a brilliant white finish, designed with functionality in mind across a full and varied range of plates, bowls, accessories and beverage.



MID RIM PLATE
ZCA PO111 27cm 10½"
CTN QTY 6



MID RIM PLATE
ZCA PO101 25.4cm 10"
CTN QTY 6
ZCA PO9 1 22.8cm 9"
CTN QTY 6



MID RIM PLATE
ZCA PO8 1 20.3cm 8"
CTN QTY 6
ZCA PO6 1 17.1cm 6¾"
CTN QTY 6



COUPE PLATE
ZCAPMC311 31cm 12¼"
CTN QTY 6
ZCAPMC271 27cm 10½"
CTN QTY 6



COUPE PLATE
ZCAPMC201 20.5cm 8¼"
CTN QTY 6
ZCAPMC161 15.5cm 6¼"
CTN QTY 6



BROAD RIM DINNER PLATE
ZCA PO121 30.5cm 12"
CTN QTY 6



SQUARE PLATE
ZCAPSQPL1 30cm 11¾"
CTN QTY 6



SQUARE PLATE
ZCAPSQPS1 17.5cm 6¾"
CTN QTY 6



LARGE RECTANGULAR PLATTER
ZCAPRCPL1 35.5 x 23.5cm
14" x 9¼"
CTN QTY 6



MEDIUM RECTANGULAR PLATTER
ZCAPRCPM1 30.5 x 20cm
12¼" x 8¼"
CTN QTY 6



SMALL RECTANGULAR PLATTER
ZCAPRCPS1 24.5 x 16cm
9½" x 6¼"
CTN QTY 6



LARGE RECTANGULAR PLATE
ZCAPNRPL1 35.5 x 19cm
14" x 7½"
CTN QTY 6



MEDIUM RECTANGULAR PLATE
ZCAPNRPM1 35.5 x 14.2cm
14" x 5½"
CTN QTY 6



SMALL RECTANGULAR PLATE
ZCAPNRPS1 35.5 x 10cm
14" x 4"
CTN QTY 6



BROAD RIM PASTA BOWL
ZCA POBP1 30.5cm 12"
28cl 10oz
CTN QTY 6



MID RIM PASTA BOWL
ZCA POMP1 29.2cm 11½"
56.8cl 20oz
CTN QTY 6

ART de CUISINE® professional porcelain
MENU PORCELAIN



MID RIM SOUP BOWL
ZCA POMS1 22.8cm 9"
 28cl 10oz
 CTN QTY 6



MID RIM BOWL
ZCA POMO1 16.5cm 6½"
 19.9cl 7oz
 CTN QTY 6



LARGE SLANTED BOWL
ZCA SLBL1 21.5 x 9.8cm
 8½" x 3¾"
 80cl 28oz
 CTN QTY 6



MEDIUM SLANTED BOWL
ZCA SLBM1 17.5 x 8.1cm
 6¾" x 3¼"
 40cl 14oz
 CTN QTY 6



BOWL
ZCAPWB6 1 16cm 6¼"
 48cl 17oz
 CTN QTY 6



BOWL
ZCAPWB5 1 13.4cm 5¼"
 34cl 12oz
 CTN QTY 6



STACKING CUP
ZCA POST1 21cl 7.5oz
 H: 7.1cm
 Dia: 7.1cm
 CTN QTY 6



SOUP CUP
ZCA POSC1 28cl 10oz
 H: 6cm
 Dia: 10cm
 CTN QTY 6



FLARED TEA CUP
ZCA POTC1 23cl 8oz
 H: 8cm
 Dia: 9cm
 CTN QTY 6



BROAD RIM TEA SAUCER
ZCA POS61 16.5cm 6½"
 CTN QTY 6
 (Fits ZCA POST1, ZCA POSC1 &
 ZCA POTC1)



CAPPUCCINO CUP
ZCA C12 1 34.1cl 12oz
 H: 6.5cm
 Dia: 10.5cm
 CTN QTY 6



CAPPUCCINO CUP
ZCA PC7 1 19.9cl 7oz
 H: 6.5cm
 Dia: 9cm
 CTN QTY 6



SAUCER
ZCA POSM1 15.5cm 6¼"
 CTN QTY 6
 (Fits ZCA C12 1 & ZCA PC7 1)



FLARED TEA CUP
ZCA POM21 34cl 12oz
 H: 9cm
 Dia: 10cm
 CTN QTY 6



BROAD RIM TEA SAUCER
ZCA POS71 17.1cm 6¾"
 CTN QTY 6
 (Fits ZCA POM21)



ESPRESSO CUP
ZCA PEC31 8.5cl 3oz
 H: 5cm
 Dia: 7cm
 CTN QTY 6



SMALL SAUCER
ZCA POSS1 12.7cm 5"
 CTN QTY 6
 (Fits ZCA PEC31)



FLARED MUG
ZCA POM 1 29.8cl 10.5oz
 H: 11cm
 Dia: 9cm
 CTN QTY 6



BEVERAGE POT
ZCA POP11 42cl 15oz
 H: 12cm
 CTN QTY 4
 REPLACEMENT LID
ZCA PL151
 CTN QTY 6



JUG
ZCA POJ51 14cl 5oz
 H: 8.5cm
 CTN QTY 4



JUG
ZCA POJ21 6cl 2oz
 H: 7cm
 CTN QTY 4



OPEN SUGAR
ZCA POSU1 8.5cl 3oz
 H: 5cm
 Dia: 7cm
 CTN QTY 6



PRESENTATION PAN
ZCAPPP5 1 13.4cm 5¼"
 34cl 12oz
 CTN QTY 6



PRESENTATION PAN
ZCAPPP4 1 11.8cm 4¼"
 23cl 8oz
 CTN QTY 6



MINI SAUCE PAN
ZCAPMS4 1 8 x 4.5cm
 3" x 1¾"
 11cl 4oz
 CTN QTY 6

FUTURE CARE

Functional & Stylish Solution

Introducing Future Care, a range of specialist ceramics designed to assist independence and support wellbeing. The collection features individual pieces ergonomically designed for the health care market, suitable for care homes, hospitals, retirement homes and care villages. Future Care is a classic range tailored for individual personal needs and enhances food presentation.

PORCELAIN

A stylish and functional white porcelain collection that delivers on durability and practicality.

DESIGN

Designed with the needs of the ageing population in mind. Future care provides additional grip, stability and food control, providing greater independence for the individual.

STACKABILITY

All items have a wide stackable base for storage and to maximize stability.

FLAT BASE

The plate is designed to have full contact with a heated tray, retaining heat and keeping food hot for longer.

COMPLEMENTARY ITEMS

Future Care can be complemented with Art de Cuisine Menu to provide a full tabletop solution.

DISHWASHER & MICROWAVE SAFE

All items have been designed to fit easily into a dishwasher.

Plate Cover Fit

Fits both metal and plastic standard plate covers in the market. This helps back of house preparations and food transportation.

Rim Shape

Wide and couped rim aids handling and stability.

Porcelain Body

Excellent performance and durability.

Height Options

Two plate height options to fit into racking systems and heated trolleys.

Stackability

A wide base for excellent stackability and storage.

Undercut Rim

High rim to help the food fall back on the cutlery, no need for a food guard.

Flat Base

Making the base less likely to slip and maximises stability and balance.

FUTURE CARE

A Functional & Practical Solution


Following extensive market research, a collection of products have been designed for the Future Care range. Care industry experts have identified that food is more visible against the contrast of blue tableware, improving food intake and nutrition. Future Care tableware is the natural choice for assisted living.



MID RIM PLATE
FCBLP08 1 20.3cm 8"
CTN QTY 6



FOOTED DINNER PLATE
FCBLFC101 26cm 10 1/4"
CTN QTY 6



MID RIM BOWL
FCBLPOMO1 16.5cm 6 1/2"
19.9cl 7oz
CTN QTY 6



DOUBLE HANDLED
STACKING MUG
FCBLFD101 H: 8cm
Dia: 15cm
28.4cl 10oz
CTN QTY 6



DINNER PLATE FOOTED
ZCAFFC101 26cm 10 1/4"
CTN QTY 6



DINNER PLATE FLAT BASE
ZCAFFP251 25.5cm 10"
CTN QTY 6



DOUBLE HANDLED
CONSUMME BOWL
ZCAFDHB 1 40cl 14oz
H: 7.5cm
Dia: 10cm
CTN QTY 6

*Plastic lid is available from nationwide catering distributors.

rustics

Create impact with bold colour

Rustic texture in bold, striking colours. Available across 4 contemporary colours, Rustics Snug Mugs are statement pieces for the tabletop.



SNUG MUGS



WHITE SNUG MUG
ZCASMGWHT 35.5cl 12oz
H: 8cm
Dia: 10cm

CTN QTY 6



GREEN SNUG MUG
ZCASMGGRT 35.5cl 12oz
H: 8cm
Dia: 10cm

CTN QTY 6



RED SNUG MUG
ZCASMGRDT 35.5cl 12oz
H: 8cm
Dia: 10cm

CTN QTY 6



BLACK SNUG MUG
ZCASMGBKT 35.5cl 12oz
H: 8cm
Dia: 10cm

CTN QTY 6

rustics SIMMER

Earthy, Rustic and Authentic

The Rustics Simmer range offers accessories across an earthy, natural colour palette. Authentic style mezzes, side dishes and skillet pans are the perfect accompaniment to all manner of food styles.



SIMMER BROWN



DEEP SKILLET PAN
ZCAGPN2 1 24.5cm 9 5/8"
57cl 20oz
CTN QTY 6



SMALL SKILLET PAN
ZCAGPN1 1 23cm 9"
37cl 13oz
CTN QTY 6
(Fits ZCAGLD1 1 lid)



LIDDED STEW POT
ZCAGLSP1 14cm 5 1/2"
43cl 15oz
CTN QTY 6



REPLACEMENT LID
ZCAGLD1 1 15cm 5 7/8"
CTN QTY 6
(Fits ZCAGLSP1, ZCAGPN1 1,
& ZCAGMD141)



MEZZES DISH
ZCAGMD201 20cm 8"
55cl 19.4oz
CTN QTY 6



MEZZES DISH
ZCAGSPD 1 17cm 6 3/4"
40cl 14oz
CTN QTY 6



MEZZES DISH
ZCAGMD141 14cm 5 1/2"
31.3cl 11oz
CTN QTY 6
(Fits ZCAGLD1 1)
ZCAGME111 11cm 4 3/8"
19.9cl 7oz
CTN QTY 6



DIP POT / RAMEKIN
ZCAGRP2 1 6.5cm 2 1/2"
5.7cl 2oz
CTN QTY 6

SIMMER BLACK



DEEP SKILLET PAN
ZCBRP2 1 24.5cm 9 5/8"
57cl 20oz
CTN QTY 6



SMALL SKILLET PAN
ZCBRP1 1 23cm 9"
37cl 13oz
CTN QTY 6
(Fits Lid ZCBRLD1 1)



LIDDED STEW POT
ZCBRLSP1 14cm 5 1/2"
43cl 15oz
CTN QTY 6



REPLACEMENT LID
ZCBRLD1 1
CTN QTY 6
(Fits ZCBRLSP1 & ZCBRP1 1)

igneous

Naturally rustic...

Emulating hand thrown pottery, Igneous features a ribbed embossment across a rustic, exposed base and is finished with artisan style glazes. The black glaze has a soft, matte finish and creates a striking contrast against the biscuit base. Igneous Natural is a gloss glaze in a neutral tone that features a subtle speckle.



Featured with Churchill Isla cutlery



BLACK



SMALL BOWL
ZCBKIGR51 10cm 4"
15cl 5.2oz
CTN QTY 6



DIP POT
ZCBKIGR21 9cm 3½"
9.5cl 3.3oz
CTN QTY 6



DIP POT
ZCBKIGR11 6.5cm 2½"
4cl 1.4oz
CTN QTY 6



RECTANGULAR DISH
ZCBKIGRD1 17 x 13cm
6¾" x 5¼"
48.3cl 17oz
CTN QTY 6



COCOTTE AND LID
ZCBKIGC21 15.9 x 7cm
6¼" x 2¾"
53cl 18.6oz
CTN QTY 6
REPLACEMENT LID
ZCBKIGL21
CTN QTY 6



COCOTTE AND LID
ZCBKIGC11 14 x 7cm
5½" x 2¾"
35cl 12oz
CTN QTY 6
REPLACEMENT LID
ZCBKIGL11
CTN QTY 6



LARGE DISH
ZCBKIGLP1 16cm 6¼"
55cl 19.3oz
CTN QTY 6



SMALL DISH
ZCBKIGSP1 14cm 5½"
40cl 14oz
CTN QTY 6



INDIVIDUAL DISH
ZCBKIGI 1 14cm 5½"
28.4cl 10oz
CTN QTY 6



INDIVIDUAL DISH
ZCBKIGID1 12cm 4¾"
19cl 6.6oz
CTN QTY 6

igneous

NATURAL



PLATE
ZCATIG131 33cm 13"
CTN QTY 6



PLATE
ZCATIG111 28cm 11"
CTN QTY 6
ZCATIGP91 23cm 9"
CTN QTY 6



SIDE PLATE
ZCATIGP71 18cm 7"
CTN QTY 6



OVAL PLATE
ZCATIG141 35.5 x 26.5cm
14" x 10½"
CTN QTY 6



OVAL PLATE
ZCATIG121 32cm 12½"
CTN QTY 6



SQUARE PLATE
ZCATIG301 30 x 30cm
11¾" x 11¾"
CTN QTY 6



SQUARE PLATE
ZCATIG271 27 x 27cm
10¾" x 10¾"
CTN QTY 6



SQUARE PLATE
ZCATIG211 21 x 21cm
8¼" x 8¼"
CTN QTY 6



RECTANGULAR PLATE
ZCATIG351 35 x 18cm
13¾" x 7¼"
CTN QTY 6



RECTANGULAR PLATE
ZCATIG291 29 x 15cm
11½" x 5¾"
CTN QTY 6



RECTANGULAR PLATE
ZCATIG151 15 x 10cm
5¾" x 3¾"
CTN QTY 6



RECTANGULAR DISH
ZCATIGRD1 17 x 13cm
6¾" x 5¼"
48.3cl 17oz
CTN QTY 6



INDIVIDUAL DISH
ZCATIG1 14cm 5½"
28.4cl 10oz
CTN QTY 6



INDIVIDUAL DISH
ZCATIGID1 12cm 4¾"
19cl 6.6oz
CTN QTY 6



LARGE DISH
ZCATIGLP1 16cm 6¼"
55cl 19.3oz
CTN QTY 6



SMALL DISH
ZCATIGSP1 14cm 5½"
40cl 14oz
CTN QTY 6



COCOTTE AND LID
ZCATIGC21 15.9 x 7cm
6¼" x 2¾"
53cl 18.6oz
CTN QTY 6
REPLACEMENT LID
ZCATIGL21
CTN QTY 6



COCOTTE AND LID
ZCATIGC11 14 x 7cm
5½" x 2¾"
35cl 12.3oz
CTN QTY 6
REPLACEMENT LID
ZCATIGL11
CTN QTY 6



SMALL BOWL
ZCATIGR51 10cm 4"
15cl 5.2oz
CTN QTY 6



DIP POT
ZCATIGR21 9cm 3½"
9.5cl 3.3oz
CTN QTY 6



DIP POT
ZCATIGR11 6.5cm 2½"
4cl 1.4oz
CTN QTY 6



MUG
ZCATIMG121 34cl 12oz
H: 10.5cm
Dia: 9.5cm
CTN QTY 6



ALCHEMY®

Buffet

The ultimate display

Create the ultimate food display using versatile buffet pieces in ceramic, wood and melamine. Designed to work together, Churchill's mixed material buffet solutions can create a variety of looks, from classical and elegant hotel breakfast buffet, to a rustic market fresh style lunch feast or sleek, urban corporate meeting breakout.

buffet trays

Delectable Displays


Create eye-catching buffet displays with Alchemy buffet trays. A stylish, modular and versatile concept, available in a mix of melamine colours, white and hand decorated ceramic and acacia wood. The range is perfect for deli style buffet displays, working lunches and conference catering.




ceramic buffet trays



RECTANGULAR CERAMIC
BUFFET TRAY
APRBART 1 30 x 14.5cm
11³/₄" x 5³/₄"
CTN QTY 6




RECTANGULAR CERAMIC
BUFFET TRAY
APRBART21 56 x 15.3cm
22" x 6"
CTN QTY 4



RECTANGULAR CERAMIC
BUFFET TRAY
APRBART31 53 x 32.5cm
20⁵/₈" x 12³/₄"
CTN QTY 2



RECTANGULAR CERAMIC
BUFFET TRAY
APRBART41 46 x 10cm
18" x 3³/₄"
CTN QTY 4



RECTANGULAR CERAMIC
BUFFET TRAY
APRBART51 58 x 20cm
22³/₄" x 7⁷/₈"
CTN QTY 4



RECTANGULAR CERAMIC
BUFFET TRAY
APRBART61 17 x 10cm
6³/₄" x 3³/₄"
CTN QTY 6



SQUARE CERAMIC
BUFFET TRAY
APRBAST 1 30.3 x 30.3cm
11³/₄" x 11³/₄"
CTN QTY 4

ceramic hints buffet trays



HINTS BARLEY WHITE
RECTANGULAR BUFFET TRAY
SHWHART 1 30 x 14.5cm
11³/₄" x 5³/₄"
CTN QTY 6



HINTS BARLEY WHITE
SQUARE BUFFET TRAY
SHWHAST 1 30.3 x 30.3cm
11³/₄" x 11³/₄"
CTN QTY 4



HINTS INDIGO BLUE
RECTANGULAR BUFFET TRAY
SHBIART 1 30 x 14.5cm
11³/₄" x 5³/₄"
CTN QTY 6



HINTS INDIGO BLUE
SQUARE BUFFET TRAY
SHBIAST 1 30.3 x 30.3cm
11³/₄" x 11³/₄"
CTN QTY 4

Enhancing food displays with
design & durability



MELAMINE

An extensive range of melamine shapes in a variety of colours and finishes, designed to work with the comprehensive Churchill range of ceramics and wood.

Versatile pieces work for all manner of food displays, from modular buffet trays to soft, organic shaped bowls, available in either gloss or matte finishes. Designed in house, all shapes are exclusive to Churchill and made with 100% food safe melamine.

Churchill melamine is stain resistant and dishwasher safe, vigorously tested to ensure it meets the demands of the hospitality environment.



STACKABLE



DISHWASHER
SAFE








Food Safe Product

Learn more about our Features & Benefits







See page 366 - 369

ALCHEMY®
MELAMINE

			
RECTANGULAR GRANITE MELAMINE BUFFET TRAY ZPL MRG21 56 x 15.3cm 22" x 6" CTN QTY 4	RECTANGULAR GRANITE MELAMINE BUFFET TRAY ZPL MRG31 53 x 32.5cm 20 7/8" x 12 3/4" CTN QTY 2	RECTANGULAR GRANITE MELAMINE BUFFET TRAY ZPL MRTG1 30 x 14.5cm 11 3/4" x 5 3/4" CTN QTY 6	SQUARE GRANITE MELAMINE BUFFET TRAY ZPL MSTG1 30.3 x 30.3cm 11 7/8" x 11 7/8" CTN QTY 4
			
RECTANGULAR BLACK MELAMINE BUFFET TRAY ZPL MRT21 56 x 15.3cm 22" x 6" CTN QTY 4	RECTANGULAR BLACK MELAMINE BUFFET TRAY ZPL MRT31 53 x 32.5cm 20 7/8" x 12 3/4" CTN QTY 2	RECTANGULAR BLACK MELAMINE BUFFET TRAY ZPL MRT1 30 x 14.5cm 11 3/4" x 5 3/4" CTN QTY 6	SQUARE BLACK MELAMINE BUFFET TRAY ZPL MST1 30.3 x 30.3cm 11 7/8" x 11 7/8" CTN QTY 4
			
RECTANGULAR WHITE MELAMINE BUFFET TRAY ZPL MRW21 56 x 15.3cm 22" x 6" CTN QTY 4	RECTANGULAR WHITE MELAMINE BUFFET TRAY ZPL MRW31 53 x 32.5cm 20 7/8" x 12 3/4" CTN QTY 2	RECTANGULAR WHITE MELAMINE BUFFET TRAY ZPL MRW1 30 x 14.5cm 11 3/4" x 5 3/4" CTN QTY 6	SQUARE WHITE MELAMINE BUFFET TRAY ZPL MSTW1 30.3 x 30.3cm 11 7/8" x 11 7/8" CTN QTY 4

Compatibility Guide

Polycarbonate Lids & Buffet Trays

POLYCARBONATE LIDS					
					
RECTANGULAR BUFFET COVER 56 x 15.3cm ZPL PRT2 1	RECTANGULAR BUFFET COVER 53 x 32.5cm ZPL PRT3 1	RECTANGULAR BUFFET COVER 30 x 14.5cm ZPL PRT 1	SQUARE BUFFET COVER 30.3 x 30.3cm ZPL PST 1	RECTANGULAR BUFFET COVER 46 x 10cm ZPL PRT4 1	RECTANGULAR BUFFET COVER 58 x 20cm ZPL PRT5 1
APRBART21	APRBART31	APRBART 1	APRBAST 1	APRBART41	APRBART51
		SHWHART 1	SHWHAST 1		
		SHBIART 1	SHBIAST 1		
		ZCAWWRT 1			
ZPL MRT21	ZPL MRT31	ZPL MRT 1	ZPL MST 1		
ZPL MRG21	ZPL MRG31	ZPL MRTG1	ZPL MSTG1		
ZPL MRW21	ZPL MRW31	ZPL MRTW1	ZPL MSTW1	ZPL MRW41	
	ZPL WGN11				
	ZPL BGN11				ZPL MRW51

*Polycarbonate covers are not available in France.

	
RECTANGULAR WHITE MELAMINE BUFFET TRAY ZPL MRW41 46 x 10cm 18" x 3 3/4" CTN QTY 4	RECTANGULAR WHITE MELAMINE BUFFET TRAY ZPL MRW51 58 x 20cm 22 3/4" x 7 3/4" CTN QTY 4

Polycarbonate Covers

			
RECTANGULAR BUFFET COVER ZPL PRT21 56 x 15.3cm 22" x 6" CTN QTY 2	RECTANGULAR BUFFET COVER ZPL PRT31 53 x 32.5cm 20 7/8" x 12 3/4" CTN QTY 2	RECTANGULAR BUFFET COVER ZPL PRT 1 30 x 14.5cm 11 3/4" x 5 3/4" CTN QTY 6	SQUARE BUFFET COVER ZPL PST 1 30.3 x 30.3cm 11 7/8" x 11 7/8" CTN QTY 2

	
RECTANGULAR BUFFET COVER ZPL PRT41 46 x 10cm 18" x 3 3/4" CTN QTY 2	RECTANGULAR BUFFET COVER ZPL PRT51 58 x 20cm 22 3/4" x 7 3/4" CTN QTY 2

Polycarbonate covers are not available in France.

MELAMINE



WHITE MELAMINE
GN 1/1 TRAY
ZPL WGN11 53 x 32.5cm
20 3/4" x 12 3/4"
CTN QTY 2



WHITE MELAMINE
GN 2/4 TRAY
ZPL WGN21 53 x 16.2cm
20 3/4" x 6 1/2"
CTN QTY 4



BLACK GRANITE MELAMINE
GN 1/1 TRAY
ZPL BGN11 53 x 32.5cm
20 3/4" x 12 3/4"
CTN QTY 2



BLACK GRANITE MELAMINE
GN 2/4 TRAY
ZPL BGN21 53 x 16.2cm
20 3/4" x 6 1/2"
CTN QTY 4



BLACK GRANITE MELAMINE
RECTANGULAR TILE
ZPL RTGB1 25.8 x 22.1cm
10 1/8" x 8 3/4"
CTN QTY 6



WHITE MELAMINE
HANDLED PADDLE BOARD
ZPL HPW 1 26.6 x 14cm
10 1/2" x 5 1/2"
CTN QTY 4
(37.3cm 14 3/4" inc handle)



GRANITE MELAMINE
HANDLED PADDLE BOARD
ZPL HPG 1 26.6 x 14cm
10 1/2" x 5 1/2"
CTN QTY 4
(37.3cm 14 3/4" inc handle)



DISTRESSED WOOD
MELAMINE HANDLED
PADDLE BOARD
ZPL HPDW1 26.6 x 14cm
10 1/2" x 5 1/2"
CTN QTY 4
(37.3cm 14 3/4" inc handle)



DISTRESSED WOOD
MELAMINE ROUND HANDLED
PADDLE BOARD
ZPL RPDW1 32 x 32cm
12 1/2" x 12 1/2"
CTN QTY 4
(45cm 18" inc handle)



GRANITE MELAMINE
LARGE HANDLED PADDLE BOARD
ZPL LPGR1 61 x 13cm
24" x 5"
CTN QTY 4
*Size inc handle.



DISTRESSED WOOD MELAMINE
LARGE HANDLED PADDLE BOARD
ZPL LPWO1 61 x 13cm
24" x 5"
CTN QTY 4
*Size inc handle.



WHITE MELAMINE
TILT BUFFET BOWL
ZPL SBWH1 33 x 15.5cm
13" x 6 1/4"
350cl 123oz
CTN QTY 2



WHITE MELAMINE
MOONSTONE
BUFFET BOWL
ZPL MBWH1 35.5 x 25 x 18cm
14" x 11" x 7 1/8"
450cl 158oz
CTN QTY 2



WHITE MELAMINE
MOONSTONE
BUFFET BOWL
ZPL WM251 25 x 19.5 x 12.4cm
9 3/4" x 7 1/2" x 5"
129.85cl 45.75oz
CTN QTY 4



WHITE MELAMINE
MOONSTONE
BUFFET BOWL
ZPL WM201 20 x 15.5 x 10cm
7 3/4" x 6" x 4"
59.95cl 21.1oz
CTN QTY 4



BLACK MELAMINE
MOONSTONE
BUFFET BOWL
ZPL MBK1 35.5 x 25 x 18cm
14" x 11" x 7 1/8"
450cl 158oz
CTN QTY 2




GRANITE MELAMINE
MOONSTONE
BUFFET BOWL
ZPL MBGR1 35.5 x 25 x 18cm
14" x 11" x 7 1/8"
450cl 158oz
CTN QTY 2



WHITE LOTUS MELAMINE
SHALLOW BOWL
ZPL WLDM1 35.5 x 35cm
14" x 13 3/4"
150cl 50oz
CTN QTY 4



WHITE LOTUS MELAMINE
PLATTER
ZPL WLP41 35 x 32.5cm
13 3/4" x 12 3/4"
CTN QTY 4



GRANITE LOTUS MELAMINE
SHALLOW BOWL
ZPL GLDM1 35.5 x 35cm
14" x 13 3/4"
150cl 50oz
CTN QTY 4



WHITE TRACE
MELAMINE BOWL
ZPL OGW1 32cm 12 1/2"
200cl 70oz
CTN QTY 4



GRANITE TRACE
MELAMINE BOWL
ZPL OGG1 38cm 15"
460cl 161.8oz
CTN QTY 2



GRANITE TRACE
MELAMINE BOWL
ZPL OGGM1 32cm 12 1/2"
200cl 70oz
CTN QTY 4



BLACK GRANITE
TRACE MELAMINE BOWL
ZPL OGBL1 38cm 15"
460cl 161.8oz
CTN QTY 2




BLACK GRANITE
TRACE MELAMINE BOWL
ZPL OGBM1 32cm 12 1/2"
200cl 70oz
CTN QTY 4



ALCHEMY®
MELAMINE



BARLEY WHITE
RECTANGULAR
BUFFET TRAY
ZPL STR31 53 x 32.5cm
20⁷/₈" x 12³/₄"
CTN QTY 2



BARLEY WHITE
RECTANGULAR
BUFFET TRAY
ZPL STR21 53 x 16.2cm
22" x 6"
CTN QTY 4



BARLEY WHITE
SQUARE BUFFET TRAY
ZPL STRQ1 30.3 x 30.3cm
11³/₄" x 11³/₄"
CTN QTY 4



BARLEY WHITE
MOONSTONE BUFFET
BOWL
ZPL STMB1 35.5 x 25 x 18cm
14" x 11" x 7¹/₄"
450cl 158oz
CTN QTY 2



BARLEY WHITE TRACE
MELAMINE BOWL
ZPL STTB1 38cm 15"
460cl 161.8oz
CTN QTY 2



BARLEY WHITE MELAMINE
ROUND HANDLED PADDLE
BOARD
ZPL STRP1 32 x 32cm
12¹/₂" x 12¹/₂"
CTN QTY 4
(45cm 18" inc handle)

The natural beauty of real wood



WOOD

An extensive range of wooden pieces in a variety of shapes and finishes, from premium Alchemy Buffet Trays to a rustic natural finish.

All Churchill wood, from deli boards to buffet risers are designed to complement the Churchill ceramics portfolio.

At Churchill we only work in partnership with suppliers who share our policy on sustainability and environmental awareness, therefore our wood source is 100% renewable.



Food Safe Product



Made from a renewable resource
Environmentally friendly,
natural hardwood.

*Wipe Clean - not dishwasher safe

Learn more about our Features & Benefits
See page 366 - 369

ALCHEMY®

buffetscape® WOOD

The Ultimate Display

Bring height, colour and texture to buffet displays with Buffetscape wood. Organic and modular shapes in a selection of natural, rustic and graphite grey finishes enhance the beautiful colour and texture of acacia wood. The items are designed to work together to create the ultimate visual food display.



NATURAL ACACIA



LARGE WOODEN CRATE
ZCAWLWCR1 38 x 24 x 4.8cm
15" x 9½" x 1¾"

CTN QTY 4



MEDIUM WOODEN CRATE
ZCAWMWCR1 30 x 20 x 4.8cm
11¾" x 7¾" x 1¾"

CTN QTY 4



SMALL WOODEN CRATE
ZCAWSMCR1 30 x 11.8 x 4.8cm
11¾" x 4¾" x 1¾"

CTN QTY 4



LARGE ORGANIC STAND
ZCAWLGS1 H: 14.5cm 5¾"
Dia: 27.5cm 10¾"

CTN QTY 4



LARGE ROUND STAND
ZCAWLRST1 H: 15cm 5¾"
Dia: 25cm 9¾"

CTN QTY 4



LARGE ROUND PLANT POT
ZCAWLWPL1 H: 15cm 6"
Dia: 27.5cm 10¾"

CTN QTY 4



SMALL ROUND STAND
ZCAWSRST1 H: 10cm 4"
Dia: 15cm 6"

CTN QTY 4



SMALL ROUND PLANT POT
ZCAWSMPL1 H: 10cm 4"
Dia: 19.8cm 7¾"

CTN QTY 4



LARGE RECTANGULAR STAND
ZCAWLRRS1 42.7 x 18.4 x 15.5cm
16¾" x 7¼" x 6"

CTN QTY 2

SMALL RECTANGULAR STAND
ZCAWSMRS1 33.5 x 15.3 x 10.6cm
13¼" x 6" x 4¼"

CTN QTY 2



SQUARE ORGANIC PADDLE BOARD
ZCAWSQWB1 27 x 35cm
10¾" x 13¾"

CTN QTY 4



LARGE ORGANIC BOARD
ZCAWOB1 45.5 x 14.5cm
18" x 5¾"

CTN QTY 4



SMALL ORGANIC BOARD
ZCAWOB2 32 x 17cm
12¾" x 6¾"

CTN QTY 4



LARGE NESTING RISER
ZCAWRINC1 L: 44.5cm 17½"
W: 25.8cm 10¼"
H: 23.5cm 9¼"
CTN QTY 1



MEDIUM NESTING RISER
ZCAWRMNC1 L: 42.1cm 16½"
W: 25.8cm 10¼"
H: 13.2cm 5¼"
CTN QTY 1



SMALL NESTING RISER
ZCAWRNSC1 L: 39.7cm 15½"
W: 25.8cm 10¼"
H: 5cm 2"
CTN QTY 1



LARGE STACKING CRATE RISER
ZCAWLRCR1 L: 44.5cm 17½"
W: 25.8cm 10¼"
H: 9.4cm 3¾"
CTN QTY 2



SMALL STACKING CRATE RISER
ZCAWSSCR1 L: 25.8cm 10¼"
W: 22.15cm 8¾"
H: 9.4cm 3¾"
CTN QTY 4



THREE BOWL PRESENTATION PLATFORM
ZCAWTBPP1 L: 44.5cm 17½"
W: 13cm 5¼"
H: 3.9cm 1½"
CTN QTY 4



SOLID BASE HANDLED TRAY
ZCAWSBHT1 39.7 x 25.8cm
15½" x 10"
CTN QTY 4



BREAD BOARD INSERT
ZCAWBB1 1 37.3 x 23.4cm
14¾" x 9¼"
CTN QTY 4
(Fits inside ZCAWSBHT1)



MEDIUM STEPPED PRESENTATION BOARD
ZCAWMRPB1 39.6 x 16cm
15½" x 6¼"
CTN QTY 4



SMALL STEPPED PRESENTATION BOARD
ZCAWSRPB1 34.2 x 16cm
13½" x 6¼"
CTN QTY 4



Stepped presentation boards have a double sided design. Image shows the reverse of the product, with a location for a bowl or a cup.



LARGE DELI GEO BOARD
ZCAWCVLB1 46 x 15.5cm
18" x 6"
CTN QTY 4



MEDIUM DELI GEO BOARD
ZCAWCVMB1 29.5 x 21cm
11¾" x 8¼"
CTN QTY 4



SMALL DELI GEO BOARD
ZCAWCVSB1 31 x 17cm
12¼" x 6¾"
CTN QTY 4



ACACIA WOOD SINGLE HANDLED BOARD
ZCAWDBH11 17.7 x 14.2cm
7" x 5½"
CTN QTY 4



ACACIA WOOD MEDIUM DOUBLE HANDLED BOARD
ZCAWDBH21 40 x 11.5cm
15½" x 4½"
CTN QTY 4



ACACIA WOOD LARGE DOUBLE HANDLED BOARD
ZCAWDBH31 49.5 x 13cm
19½" x 5"
CTN QTY 4



ACACIA WOOD LARGE SERVING BOARD
ZCAWLWSB1 41 x 16.5cm
16½" x 6½"
CTN QTY 4



ACACIA WOOD SMALL SERVING BOARD
ZCAWSWSB1 30 x 9cm
11¾" x 3½"
CTN QTY 4

ALCHEMY®
buffet WOOD

OAK WOOD



LARGE SQUARE OAK BOARD
ZCAWWBL 1 29 x 29cm
11½" x 11½"
CTN QTY 4



MEDIUM SQUARE OAK BOARD
ZCAWWBM 1 25.5 x 25.5cm
10" x 10"
CTN QTY 4

SMALL SQUARE OAK BOARD
ZCAWWBS 1 20 x 20cm
8" x 8"
CTN QTY 4



SQUARE HANDLED OAK BOARD
ZCAWSHB 1 25.5 x 36.5cm
10" x 14¼"
CTN QTY 4



RECTANGULAR HANDLED OAK BOARD
ZCAWRHB 1 19.5 x 48cm
7¾" x 19"
CTN QTY 4

ACACIA WOOD



PRESENTATION BOARD
ZCAWPB121 33.5 x 33.5cm
13¾" x 13¾"
Inset: 31.75cm 12½"
CTN QTY 4



PRESENTATION BOARD
ZCAWPB111 30 x 30cm
11¾" x 11¾"
Inset: 27.9cm 11"
CTN QTY 4



LARGE WOODEN DELI BOARD
ZCAWWBDD1 40 x 16.5cm
15¾" x 6½"
CTN QTY 4



WOODEN SERVING DELI BOARD
ZCAWSEVB1 34 x 22cm
23¾" x 8¾"
CTN QTY 6



SQUARE WOODEN DELI BOARD
ZCAWSDB 1 32 x 24cm
9¾" x 12¾"
CTN QTY 4



MEDIUM WOODEN DELI BOARD
ZCAWMWBD1 35.2 x 9 x 2.7cm
13¾" x 3½" x 1¼"
CTN QTY 4



SMALL WOODEN DELI BOARD
ZCAWSWBD1 27 x 9cm
10¾" x 3½"
CTN QTY 4



RECTANGULAR PADDLE BOARD
ZCAWWPD 1 60 x 14.8cm
23½" x 5¾"
CTN QTY 6



LARGE BOARD
ZCAWLMBD1 20 x 29cm
7¾" x 11¾"
CTN QTY 4



MEDIUM BOARD
ZCAWMMBD1 15 x 29cm
5¾" x 11¾"
CTN QTY 4
SMALL BOARD
ZCAWSMBD1 10 x 29cm
3¾" x 11¾"
CTN QTY 4

ALCHEMY®
buffet WOOD

ACACIA WOOD



LARGE MOONSTONE BOWL
ZCAWLMBL1 23 x 21.5 x 11cm
9" x 8½" x 4½"
140cl 49.2oz

CTN QTY 4



SMALL MOONSTONE BOWL
ZCAWSMBL1 14 x 13.5 x 7cm
5½" x 5¼" x 2¾"
30cl 10.5oz

CTN QTY 4



RECTANGULAR BUFFET TRAY
ZCAWWRT1 30 x 14.5cm
11¾" x 5¾"

CTN QTY 6



LARGE RECTANGULAR RISER
ZCAWRR11 56 x 18 x 20cm
22" x 7½" x 7¾"

CTN QTY 2



MEDIUM RECTANGULAR RISER
ZCAWRRM1 47 x 15 x 15cm
18½" x 5¾" x 5¾"

CTN QTY 2



SMALL RECTANGULAR RISER
ZCAWRRS1 38 x 12 x 10cm
15" x 4¾" x 4"

CTN QTY 2



LARGE BUFFET CUBE
ZCAWLBR1 18 x 18 x 20cm
7¼" x 7¼" x 7¾"

CTN QTY 2



MEDIUM BUFFET CUBE
ZCAWMBR1 15 x 15 x 15cm
5¾" x 5¾" x 5¾"

CTN QTY 4



SMALL BUFFET CUBE
ZCAWSBR1 12 x 12 x 10cm
4¾" x 4¾" x 4"

CTN QTY 4



LARGE SINGLE HANDLED WOODEN TRAY
ZCAWIGT31 48 x 14cm
19" x 5½"

CTN QTY 4



MEDIUM SINGLE HANDLED WOODEN TRAY
ZCAWIGT21 35.5 x 14cm
14" x 5½"

CTN QTY 4



RECTANGULAR CRATE
ZCAWRCTC1 33 x 20 x 10cm
13" x 7¾" x 4¾"

CTN QTY 4



SQUARE CRATE
ZCAWSQRC1 20 x 20 x 10cm
7¾" x 7¾" x 4¾"

CTN QTY 4



ACACIA WOODEN CARRIER
ZCAWMCC1 15 x 15cm
5¾" x 5¾"

CTN QTY 4



LARGE WOODEN TRIVET
ZCAWLDBS1 41 x 31cm
16¼" x 12½"
H: 9.2cm 3½"

CTN QTY 2



SMALL WOODEN TRIVET
ZCAWDBS1 21 x 27cm
8¼" x 10¾"
H: 9.2cm 3½"

CTN QTY 4



Visit www.churchill1795.com
to see our wood compatibility guide.

Enhancing the dining experience



CUTLERY

Exclusively designed in-house by our UK - based design team, Churchill cutlery has been specifically created for the hospitality environment with a focus on strength, comfort and style. Manufactured in high quality 18/10 stainless steel with a premium polished finish, Churchill cutlery meets the highest standards in durability and performance.

Fully stocked in our UK - based warehouse, with all the benefits of the Churchill continuity and service promise. Offering a variety of designs and styles, the range is ideal for both casual and premium settings, enhancing the dining experience and complementing the Churchill ceramics portfolio.



18/10
STAINLESS
STEEL



DISHWASHER
SAFE



BRITISH STANDARD
FOOD SAFETY, CORROSION RESISTANCE,
HARDNESS OF KNIFE BLADES

Learn more about our Features & Benefits
See page 366 - 369



CHURCHILL

Agano

The Agano cutlery design features an elegant linear texture on the Trace teardrop shape. A classic and timeless cutlery range in quality 18/10 stainless steel and a high polished finish, the premium feel of Agano enhances any luxurious table setting.



Featured with Stonecast Raw Plate




TABLE FORK
AG TAF01 20.7cm
3.5mm
CTN QTY 12



TABLE KNIFE
AG TAKN1 23.6cm
8mm
CTN QTY 12



STEAK KNIFE
AG STKN1 23.6cm
8mm
CTN QTY 12



TABLE SPOON
AG TASP1 20.6cm
3.5mm
CTN QTY 12



DESSERT FORK
AG DEFO1 18.2cm
3mm
CTN QTY 12



DESSERT KNIFE
AG DEKN1 21cm
7.5mm
CTN QTY 12



DESSERT SPOON
AG DESP1 18.2cm
3mm
CTN QTY 12



SOUP SPOON
AG SOSP1 16.9cm
3mm
CTN QTY 12



TEASPOON
AG TESP1 13.6cm
2.5mm
CTN QTY 12



DEMITASSE SPOON
AG DMSP1 11cm
2.2mm
CTN QTY 12

18/10
Stainless Steel



CHURCHILL®

Trace

Simplistically chic, the Trace cutlery design is a modern interpretation of the classic teardrop shape. Manufactured in high quality 18/10 stainless steel, Trace cutlery is perfect minimal design for elevating any table setting alongside Churchill's ceramics.



Featured with Raku Duo Plate



TABLE FORK
TR TAF01 20.7cm
3.5mm
CTN QTY 12




TABLE KNIFE
TR TAKN1 23.6cm
8mm
CTN QTY 12



STEAK KNIFE
TR STKN1 23.6cm
8mm
CTN QTY 12



TABLE SPOON
TR TASP1 20.6cm
3.5mm
CTN QTY 12



DESSERT FORK
TR DEFO1 18.2cm
3mm
CTN QTY 12



DESSERT KNIFE
TR DEKN1 21cm
7.5mm
CTN QTY 12



DESSERT SPOON
TR DESP1 18.2cm
3mm
CTN QTY 12



SOUP SPOON
TR SOSP1 16.9cm
3mm
CTN QTY 12



TEASPOON
TR TESP1 13.6cm
2.5mm
CTN QTY 12



DEMITASSE SPOON
TR DMSF1 11cm
2.2mm
CTN QTY 12

18/10
Stainless Steel



CHURCHILL

Stonecast

Stonecast cutlery is inspired by the spinwash design of our popular ceramic Stonecast collection. The range is manufactured in quality 18/10 stainless steel and designed to work alongside our ceramic portfolio. Stonecast cutlery is featured on the sleek, angular Evolve shape with an eye catching textured embossment.



Featured with Stonecast Plate



TABLE FORK
ST TAF01 20.7cm
3.5mm
CTN QTY 12



TABLE KNIFE
ST TAKN1 23.7cm
8mm
CTN QTY 12



STEAK KNIFE
ST STKN1 24cm
8mm
CTN QTY 12



TABLE SPOON
ST TASP1 20.7cm
3.5mm
CTN QTY 12



DESSERT FORK
ST DEFO1 18.4cm
3mm
CTN QTY 12



DESSERT KNIFE
ST DEKN1 20.8cm
7.5mm
CTN QTY 12



DESSERT SPOON
ST DESP1 18.3cm
3.5mm
CTN QTY 12



CAKE FORK
ST CAF01 15.3cm
2.5mm
CTN QTY 12



FISH KNIFE
ST FIKN1 21.1cm
3mm
CTN QTY 12



SOUP SPOON
ST SOSP1 17.2cm
3mm
CTN QTY 12



TEASPOON
ST TESP1 14cm
2.5mm
CTN QTY 12



DEMITASSE SPOON
ST DMSP1 11cm
2.2mm
CTN QTY 12

18/10
Stainless Steel



CHURCHILL®

Evolve

A sleek and minimal cutlery shape, Evolve features a stylish angular design. The range is exclusively designed by Churchill and manufactured in quality 18/10 stainless steel. Versatile and functional, the Evolve collection is designed to complement the comprehensive Churchill ceramics portfolio.



Featured with Evolve Plate



TABLE FORK
EV TAF01 20.7cm
3.5mm
CTN QTY 12



TABLE KNIFE
EV TAKN1 23.7cm
8mm
CTN QTY 12



STEAK KNIFE
EV STKN1 24cm
8mm
CTN QTY 12



TABLE SPOON
EV TASP1 20.7cm
3.5mm
CTN QTY 12



DESSERT FORK
EV DEFO1 18.4cm
3mm
CTN QTY 12



DESSERT KNIFE
EV DEKN1 20.8cm
7.5mm
CTN QTY 12



DESSERT SPOON
EV DESP1 18.3cm
3.5mm
CTN QTY 12



CAKE FORK
EV CAFO1 15.3cm
2.5mm
CTN QTY 12



FISH KNIFE
EV FIKN1 20.1cm
3mm
CTN QTY 12



SOUP SPOON
EV SOSP1 17.2cm
3mm
CTN QTY 12



TEASPOON
EV TESP1 13.8cm
2.5mm
CTN QTY 12



DEMITASSE SPOON
EV DMSP1 11cm
2.2mm
CTN QTY 12



CHURCHILL

Raku

Raku Cutlery is inspired by the surface texture of reactive glaze and the Studio Prints Raku ceramic range. Manufactured in 18/10 stainless steel and styled on the Profile cutlery shape with an additional textured embossment. Raku is a modern and tactile cutlery range, designed for versatility.



Featured with Raku Plate



TABLE FORK
RA TAF01 20.7cm
4mm+
CTN QTY 12



TABLE KNIFE
RA TAKN1 23.3cm
8mm+
CTN QTY 12



STEAK KNIFE
RA STKN1 23.3cm
8mm+
CTN QTY 12



TABLE SPOON
RA TASP1 20.9cm
4mm+
CTN QTY 12



DESSERT FORK
RA DEFO1 18.2cm
4mm+
CTN QTY 12



DESSERT KNIFE
RA DEKN1 21cm
7.5mm+
CTN QTY 12



DESSERT SPOON
RA DESP1 18.5cm
4mm+
CTN QTY 12



CAKE FORK
RA CAFO1 15.1cm
2.5mm+
CTN QTY 12



FISH KNIFE
RA FIKN1 20.1cm
3mm+
CTN QTY 12



SOUP SPOON
RA SOSP1 17.5cm
4mm+
CTN QTY 12



TEASPOON
RA TESP1 13.8cm
2.5mm+
CTN QTY 12



DEMITASSE SPOON
RA DMSP1 11cm
2.5mm+
CTN QTY 12

18/10
Stainless Steel



CHURCHILL®

Profile

Sleek and contemporary, Profile cutlery is a original Churchill design manufactured in 18/10 stainless steel. Designed to complement the Churchill ceramic portfolio, Profile Cutlery a stylish, simplistic way to elevate any table setting.



Featured with Profile Plate



TABLE FORK
PR TAFO1 20.7cm
4mm+
CTN QTY 12



TABLE KNIFE
PR TAKN1 23.3cm
8mm+
CTN QTY 12



STEAK KNIFE
PR STKN1 23.3cm
8mm+
CTN QTY 12




TABLE SPOON
PR TASP1 20.9cm
4mm+
CTN QTY 12



DESSERT FORK
PR DEFO1 18.2cm
4mm+
CTN QTY 12



DESSERT KNIFE
PR DEKN1 21cm
7.5mm+
CTN QTY 12




DESSERT SPOON
PR DESP1 18.5cm
4mm+
CTN QTY 12



CAKE FORK
PR CAFO1 15.1cm
2.5mm+
CTN QTY 12



FISH KNIFE
PR FIKN1 20.1cm
3mm+
CTN QTY 12



SOUP SPOON
PR SOSPI 17.5cm
4mm+
CTN QTY 12



TEASPOON
PR TESP1 13.8cm
2.5mm+
CTN QTY 12



DEMITASSE SPOON
PR DMSP1 11cm
2.5mm+
CTN QTY 12



CHURCHILL

Isla

Styled on the Tanner shape, Isla is a statement design featuring a textured embossment. Inspired by the shoreline and the Churchill Isla tableware, Isla cutlery is modern, delicate and suitable for both formal and casual dining settings. The surface creates shadows and highlights, accentuating the form and inviting diners to explore it's tactile appearance.



Featured with Isla Plate



TABLE FORK
IS TAFO1 20.7cm
4mm
CTN QTY 12



TABLE KNIFE
IS TAKN1 23.6cm
8mm
CTN QTY 12



STEAK KNIFE
IS STKN1 23.6cm
8mm
CTN QTY 12



TABLE SPOON
IS TASP1 20.6cm
4mm
CTN QTY 12



DESSERT FORK
IS DEFO1 18.2cm
3.5mm
CTN QTY 12



DESSERT KNIFE
IS DEKN1 21cm
7.5mm
CTN QTY 12



DESSERT SPOON
IS DESP1 18.2cm
3.5mm
CTN QTY 12



CAKE FORK
IS CAFO1 13.6cm
2.5mm
CTN QTY 12



FISH KNIFE
IS FIKN1 20.5cm
3.5mm
CTN QTY 12



SOUP SPOON
IS SOSP1 17cm
3.5mm
CTN QTY 12



TEASPOON
IS TESP1 13.6cm
2.5mm
CTN QTY 12




DEMITASSE SPOON
IS DMSP1 11cm
2.5mm
CTN QTY 12



CHURCHILL

Tanner

Soft and simplistic Tanner cutlery shapes are stylish and ergonomically designed for comfort when holding. The contemporary and versatile design is ideal for both casual or premium dining, enhancing the dining experience and complementing the Churchill ceramics portfolio.



Featured with Stone Plate



TABLE FORK
TA TAF01 20.7cm
4mm
CTN QTY 12



TABLE KNIFE
TA TAKN1 23.6cm
8mm
CTN QTY 12



STEAK KNIFE
TA STKN1 23.6cm
8mm
CTN QTY 12



TABLE SPOON
TA TASP1 20.6cm
4mm
CTN QTY 12



DESSERT FORK
TA DEFO1 18.2cm
3.5mm
CTN QTY 12



DESSERT KNIFE
TA DEKN1 21cm
7.5mm
CTN QTY 12



DESSERT SPOON
TA DESP1 18.2cm
3.5mm
CTN QTY 12



CAKE FORK
TA CAF01 13.6cm
2.5mm
CTN QTY 12



FISH KNIFE
TA FIKN1 20.5cm
3.5mm
CTN QTY 12



SOUP SPOON
TA SOSP1 17cm
3.5mm
CTN QTY 12



TEASPOON
TA TESP1 13.6cm
2.5mm
CTN QTY 12




DEMITASSE SPOON
TA DMSP1 11cm
2.5mm
CTN QTY 12



CHURCHILL

Bamboo

Styled on the Cooper shape, Bamboo is a statement design featuring a fine linear embossment. Inspired by nature and the Churchill Bamboo tableware, Bamboo cutlery is modern, delicate and suitable for both formal and casual dining settings.



Featured with Bamboo Plate



TABLE FORK
BA TAF01 20.7cm
3.5mm
CTN QTY 12



TABLE KNIFE
BA TAKN1 23.8cm
8mm
CTN QTY 12



STEAK KNIFE
BA STKN1 24cm
8mm
CTN QTY 12



TABLE SPOON
BA TASP1 20.6cm
3.5mm
CTN QTY 12




DESSERT FORK
BA DEFO1 18.2cm
3mm
CTN QTY 12



DESSERT KNIFE
BA DEKN1 20.8cm
7.5mm
CTN QTY 12



BUTTER KNIFE
BA BUKN1 18cm
7.5mm
CTN QTY 12




DESSERT SPOON
BA DESP1 18.2cm
3mm
CTN QTY 12



CAKE FORK
BA CAF01 13.8cm
2.5mm
CTN QTY 12



FISH KNIFE
BA FIKN1 20.1cm
3mm
CTN QTY 12



SOUP SPOON
BA SOSP1 17.2cm
3mm
CTN QTY 12



TEASPOON
BA TESP1 13.8cm
2.5mm
CTN QTY 12



DEMITASSE SPOON
BA DMSP1 11cm
2.2mm
CTN QTY 12



LATTE SPOON
BA LASP1 19cm
2.3mm
CTN QTY 12



CHURCHILL

Cooper

Cooper is an original design that expertly combines classic and contemporary design elements to create a feeling of substantial weight and perfect balance. A generous head size and the long tines of the fork combine with a modern angular handle and smoothed edges for comfort.



Featured with Stone



TABLE FORK
CO TAF01 20.7cm
3.5mm
CTN QTY 12



TABLE KNIFE
CO TAKN1 23.8cm
8mm
CTN QTY 12



STEAK KNIFE
CO STKN1 24cm
8mm
CTN QTY 12



TABLE SPOON
CO TASP1 20.6cm
3.5mm
CTN QTY 12



DESSERT FORK
CO DEFO1 18.2cm
3mm
CTN QTY 12



DESSERT KNIFE
CO DEKN1 20.8cm
7.5mm
CTN QTY 12



DESSERT SPOON
CO DESP1 18.2cm
3mm
CTN QTY 12



CAKE FORK
CO CAF01 13.8cm
2.5mm
CTN QTY 12



FISH KNIFE
CO FIKN1 20.1cm
3mm
CTN QTY 12



SOUP SPOON
CO SOSP1 17.2cm
3mm
CTN QTY 12



TEASPOON
CO TESP1 13.8cm
2.5mm
CTN QTY 12



DEMITASSE SPOON
CO DMSP1 11cm
2.2mm
CTN QTY 12

18/10
Stainless Steel

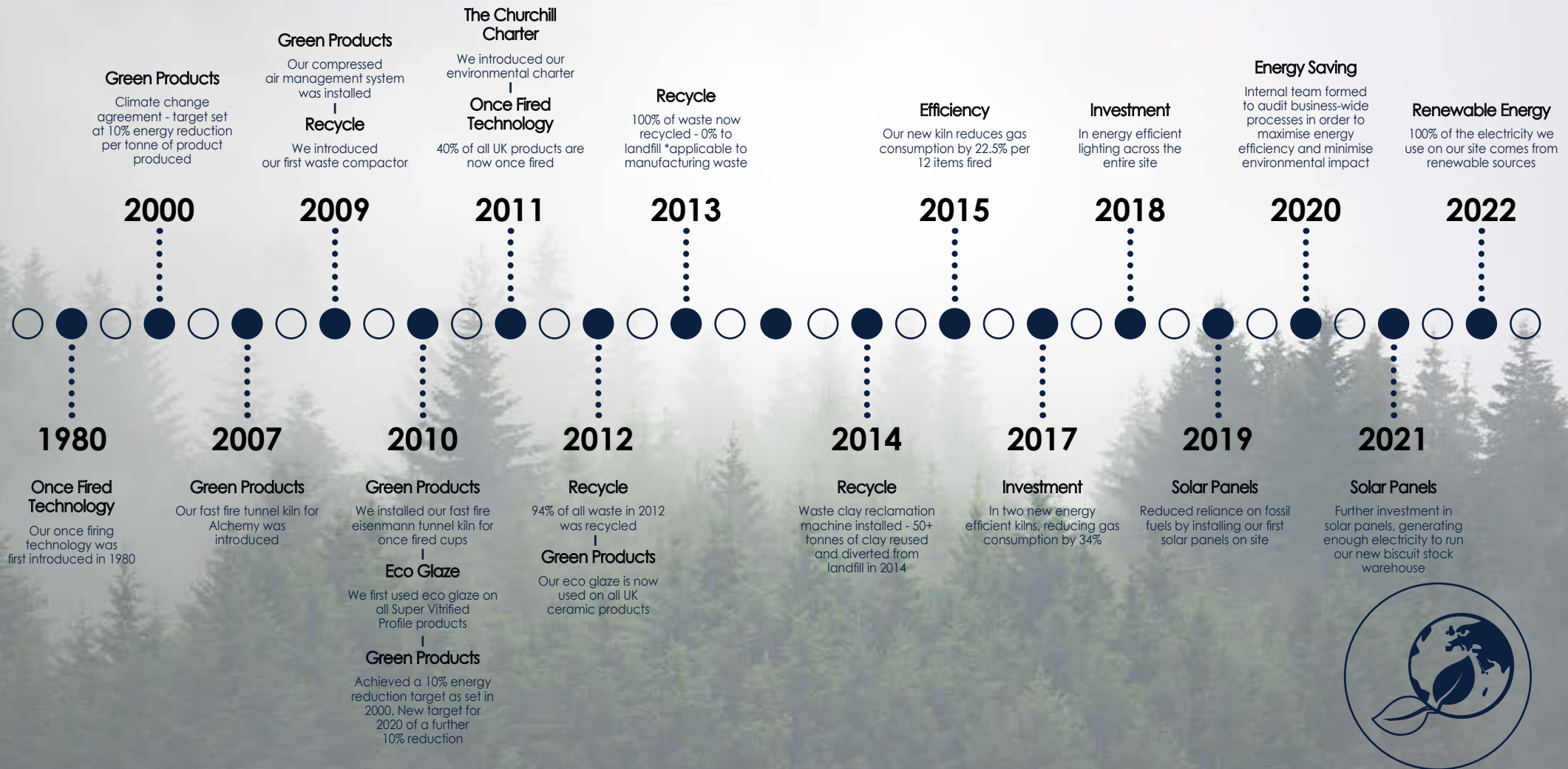


CHURCHILL®

Our Environment

the steps to a more sustainable future


We give extensive consideration to the impact on the environment throughout our production processes and ensure that the best environmental option is always adopted.





FEATURES & BENEFITS - CERAMICS





FULLY
GLAZED BASE

 Although glazing the feet of our ceramics adds complexity it increases functional benefits to the customer. Foot glazing requires 'pin firing'. This prevents scratching to tables and plates when stacked.

 Aunque esmaltar una pieza en su totalidad añade complejidad, esto aumenta los beneficios funcionales para el cliente. El esmaltado en la base de cada pieza requiere de un "pin-firing". Esto evita que se rayen las mesas y platos cuando se apilan.


 Obwohl das Glasieren der FüÙe unseres Geschirres die Komplexität erhöht, erhöht es den funktionellen Nutzen für den Kunden. Für eine Fuß-Glasur ist das sogenannte "Pin-Firing" erforderlich. So wird das Zerkratzen von Tischen und Tellern beim Stapeln verhindert.


 Sebbene la smaltatura dei piedi della nostra ceramica aggiunge complessità, accresce i vantaggi funzionali per il cliente. La smaltatura dei piedi richiede una "cottura su punte". In questo modo, si evitano i graffi sui tavoli e sui piatti quando vengono impilati.

 Le procédé du talon émaillé est un réel avantage fonctionnel pour nos clients. Pour l'obtenir, l'assiette est laissée à sécher sur un trépied en bois. L'émail pulvérisé recouvre intégralement l'assiette sauf 3 petits points au dessous de l'assiette qui seront polis plus tard.





MICROWAVE
SAFE

 Microwave Safe

 Seguro para microondas


 Mikrowellenfest


 Sicuro per microonde


 Va au micro-ondes





DISHWASHER
SAFE

 Dishwasher Safe

 Apto para lavavajillas


 Spülmaschinenfest


 Lavabile in lavastoviglie


 Va au lave-vaisselle





STACKABLE

 The technology used to form our products ensures consistency in size and weight allowing pieces to be stacked back of house using less space and reducing breakages.

 La tecnología utilizada para formar nuestros productos asegura la consistencia en tamaño y peso permitiendo que las piezas se apilen eficientemente usando menos espacio y reduciendo las roturas.


 Die Ränder werden mit einem Schwamm bearbeitet, um eine runde, glatte Oberfläche zu erzeugen, die weniger anfällig für Absplitterungen ist.


 La tecnologia impiegata per formare i nostri prodotti garantisce omogeneità di peso e dimensioni, affinché possano essere impilati negli spazi di servizio con un minore ingombro e meno rotture.


 Une technologie de pointe qui assure la régularité et une parfaite cohérence entre la taille, la forme et le poids du produit. Les espaces de stockage des professionnels sont optimisés.





DURABLE
AND VITRIFIED

 Breakages in ceramics are generally related to porosity or how much water a piece can absorb. Water absorption weakens the chemical structure affecting its durability over time. Through the process of vitrification, the particle structure of our ceramic body becomes strong, dense and watertight.

 Las roturas en la cerámica están generalmente relacionadas con la porosidad, o con la cantidad de agua que una pieza puede absorber. La absorción de agua debilita la estructura química afectando su durabilidad en el tiempo. A través del proceso de vitrificación, la estructura de partículas de nuestro cuerpo cerámico se vuelve fuerte, densa y hermética.


 Brüche in Keramik hängen im Allgemeinen mit der Porosität zusammen oder damit, wie viel Wasser ein Stück aufnehmen kann. Wasseraufnahme schwächt die chemische Struktur, was die Haltbarkeit im Laufe der Zeit beeinträchtigt. Die Partikelstruktur unseres Keramischen Scherben wird durch den Vitrifizierungs Prozess robust, dicht und wasserundurchlässig.


 Le rotture della ceramica dipendono in genere dalla porosità, cioè dalla quantità di acqua che un pezzo è in grado di assorbire. L'assorbimento di acqua indebolisce la struttura chimica, compromettendone la durata nel tempo. Mediante il processo di vetrificazione, la struttura delle particelle del nostro corpo ceramico diventa forte, denso e impermeabile.


 Les fissures ou casses de céramique sont généralement liées au taux de porosité. L'absorption d'eau affaiblit la structure chimique de la céramique, affectant sa résistance dans le temps. Grâce au processus de vitrification, la structure granulaire du corps céramique se compacte et se densifie.





SUPERIOR
GLAZE FINISH

 Our glaze is hard wearing and designed specifically for the hospitality environment. Sprayed glaze creates a smoother and more consistent finish.

 Nuestro esmalte es resistente y está diseñado específicamente para el entorno de la hostelería. El esmalte que se aplica con spray crea un acabado más suave y consistente.


 Unsere Glasur ist widerstandsfähig und speziell für das Gastgewerbe konzipiert. Die aufgesprühte Glasur erzeugt eine glattere und gleichmäßigere Oberfläche.


 Il nostro smalto è resistente e appositamente studiato per le strutture ricettive. La smaltatura a spruzzo crea una finitura più liscia e uniforme.


 Notre émail est conçu spécifiquement pour le secteur hôtelier. Le procédé d'émaillage par pulvérisation permet d'obtenir une finition plus lisse et homogène.





ECO GLAZE

 Our glazing system is carefully formulated to allow oversprayed glaze to be collected, go through a lengthy cleaning process and then be reused, minimising our impact on the environment.


 Nuestro sistema de esmaltado está cuidadosamente formulado para permitir que el esmalte pulverizado sobrante se recoja, pase por un largo proceso de limpieza y pueda luego ser reutilizado, minimizando nuestro impacto en el medio ambiente.


 Unser Glasursystem so gut konzipiert ist, dass wir überschüssig gesprühte Glasur auffangen und nach einem langwierigen Reinigungsprozess erneut verwenden können, um unseren Umwelteinfluss zu minimieren?


 Il nostro sistema di smaltatura è accuratamente formulato affinché lo smalto spruzzato in eccesso venga raccolto, subisca un lento processo di pulizia e possa quindi essere riutilizzato, riducendo al minimo il nostro impatto sull'ambiente.


 Notre système de pulvérisation nous permet de récupérer les excédents d'émail lors du process de nettoyage. En les intégrant à nouveau dans le process de fabrication, nous réduisons notre impact sur l'environnement.




 We test the vitrification of our products everyday, both in the kilns during firing and in our laboratory when the manufacturing process is complete.


 Probamos la vitrificación de nuestro producto todos los días, tanto en los hornos durante la cocción como en nuestro laboratorio cuando el proceso de fabricación está completo.


 Wir testen die Vitrifizierung unserer Produkte tagtäglich, sowohl in den Öfen während des Brennens als auch in unserem Labor nach Vollendung des Herstellungsprozesses.


 Ogni giorno sottoponiamo a test la vetrificazione dei nostri prodotti, sia nei forni durante la cottura, sia nel nostro laboratorio, al termine del processo di produzione.


 Nous testons la vitrification de nos produits tous les jours, pendant le processus de cuisson et dans nos laboratoires une fois le produit terminé.




 We test dishwasher durability to British Hospitality Standard BS 12875. In service testing has demonstrated that under hospitality use, this is the equal to 5000 dishwasher cycles.

 Probamos la durabilidad en los lavavajillas según la Norma de Hostelería Británica BS 12875. En las pruebas se ha demostrado que el uso en hostelería, esto equivale a 5000 ciclos de lavavajillas.

 Wir testen die Geschirrspüler-Widerstandsfähigkeit unserer Produkte laut des britischen Gastronomie-Standards BS 12875. In Servicetests wurde nachgewiesen, dass dies bei der Verwendung im Gastgewerbe 5000 Spülgängen entspricht.


 Verifichiamo la durata in lavastoviglie secondo il British Hospitality Standard BS 12875. Dalle prove effettuate in servizio è emerso che l'uso in strutture ricettive equivale a 5.000 cicli in lavastoviglie.


 Nous testons la résistance au lave-vaisselle selon la norme BS 12875. L'utilisation professionnelle démontre une résistance à plus de 5000 cycles au lave-vaisselle.


FEATURES & BENEFITS - CUTLERY


18/10


STAINLESS STEEL

 Manufactured in high quality 18/10 stainless steel. Churchill cutlery meets the highest standards in durability and performance.

 El acero inoxidable 18/10 de alta calidad cumple con los más altos estándares de durabilidad y rendimiento.


 Hergestellt aus reinem Edelstahl 18/10 erfüllt es höchste Standards in Qualität und Haltbarkeit.


 L'alta qualità dell'acciaio 18/10 si aggiunge ai più alti standard di durata e performance.


 La haute qualité 18/10 Stainless steel contribue à la durabilité produit.





DISHWASHER SAFE

 Dishwasher Safe

 Apto para lavavajillas


 Spülmaschinenfest


 Lavabile in lavastoviglie


 Va au lave-vaisselle





BRITISH STANDARD
FOOD SAFETY, CORROSION
RESISTANCE, HARDNESS OF
KNIFE BLADES

 Food safety, corrosion resistance and hardness of knife blades.

 Seguridad alimentaria, resistencia a la corrosión y dureza de los cuchillos.

 Lebensmittelsicherheit, Korrosionsbeständigkeit und Härte von Messerklingen

 Sicurezza alimentare, resistenza alla corrosione e durezza delle lame dei coltelli

 Inox haute qualité, résiste à la corrosion, ne raye pas résiste à la corrosion, ne raye pas

BADGING

TAILOR MADE

Enhance your brand experience with personalised tableware from Churchill.

Our bespoke design service allows you to brand any product with your own personal identity.

From your logo to a full design solution, we will work with you to create the perfect end result.



CREATING YOUR OWN PERSONALISED TABLEWARE IS EASY WITH 8 SIMPLE STEPS

1. Initial Enquiry

- Supply us with your company logo
- Choose your product from any of the Churchill ranges
- Please provide a Pantone reference
- Tell us where you want your logo to go

(Other pantone colours available outside our specified palette. This may however take a little extra time)

Minimum order quantity is 600 mixed pieces, repeat orders are 300 mixed pieces



4. Fired sample

- We will send the fired sample to you for approval
- This will be a true representation of how your final product will look



5. Customer approval of fired sample

- Email confirmation that you are happy with the fired sample
 - location of badge
 - colour
 - items selected
 - size of badge
- Place your order



2. Visuals -

- We'll email an initial graphic design to you to demonstrate how the finished item will look



6. Decorators

- Our skilled decorators will place your logo on each of your items by hand



3. Customer approval of visual

- We await your confirmation of the visuals sent
 - location of badge
 - items selected
 - size of badge



7. Quality check - Each piece will be subjected to a quality check before despatch

8. Delivery of your order!



GENERAL INFORMATION

CARRIAGE

Goods for export are ex Company premises and all carriage costs will be added. Special deliveries will incur extra carriage costs.

CLAIMS

Any claims must be made in writing to Churchill within 48 hours of delivery for breakage and short delivery and within 10 days of date of invoice for non delivery. Claims made outside of these times scales will be resolved at Churchill's discretion.

MINIMUM ORDER QUANTITY

Please note that the minimum discountable order is ten cartons.

METALLISED PRODUCTS

Any patterns which include gold or platinum are not suitable for use in a dishwasher or microwave oven.

SAMPLES

Samples of any standard items are available upon request and are invoiced at list price plus carriage.

SIZES AND CAPACITIES

Sizes and capacities are nominal and we reserve the right to alter them as necessary without prior notification.

LIDS AND STOPPERS

Additional lids and stoppers are available.

RETURNS

Products can only be returned after prior agreement from Churchill Sales Office. A surcharge of 25% may apply. Any made to order or matching items cannot be returned under any circumstances.

PERSONALISED BADGING AND SPECIAL BANDS

Enhance your brand experience with personalised tableware from Churchill. Our bespoke design service allows you to brand any product with your own personal identity. From your logo, to a full design solution, we will work with you to create the perfect end result. For full details please see page 370 or contact your Churchill representative.

PLEASE NOTE

- (i) Minimum order required: 600 only assorted items with a minimum of 300 only for repeat orders. All subject to normal carton quantities.
- (ii) All orders are subject to a 10% variance under or over the ordered quantity.
- (iii) A minimum preparation fee of €140 nett is charged for the finished badged sample if no order is placed.

In the printing of this brochure, every effort has been made to ensure perfect reproduction of product colours, but due to printing limitations, they may not be an exact match to the actual product.



CHURCHILL®

churchill1795.com
f Churchill1795
t @churchill1795
i @Churchill_1795

Tel: +44 (0) 1782 577 566
Fax: +44 (0) 1782 524 355
email: info@churchill1795.com

**HEAD OFFICE
& STOKE SHOWROOM**
No. 1 Marlborough Way
Tunstall
Stoke-on-Trent
ST6 5NZ

BERLIN SHOWROOM
Rankestraße 8
10789
Berlin
Germany

LONDON SHOWROOM
Business Design Centre
Suite 102
52 Upper Street
Islington
London
N1 0QH

MADRID SHOWROOM
Calle Princesa No 2
7ta Planta
Puertas 4 y 5
Madrid 28008
España
Tel: 910 004 929

